

# Integration Guide



---

Version 7/6/2018

|  |           |
|--|-----------|
| Table of Contents                                  |           |
| <b>Chapter 1 Overview</b>                          | <b>3</b>  |
| <b>Chapter 2 Things to Know</b>                    | <b>4</b>  |
| <b>Chapter 3 File Extracts Available</b>           | <b>7</b>  |
| <b>Chapter 4 Inventory Extract</b>                 | <b>8</b>  |
| <b>Chapter 5 Orders</b>                            | <b>13</b> |
| Order Options Available to Customer                | 13        |
| Web Solution                                       | 13        |
| FTP Solution                                       | 13        |
| Order File Layout                                  | 14        |
| Order -WEB API                                     | 14        |
| Order - FTP Option                                 | 17        |
| <b>Chapter 6 Order Import Error Messages</b>       | <b>18</b> |
| <b>Chapter 7 Order Status</b>                      | <b>20</b> |
| <b>Chapter 8 Shipment Extract</b>                  | <b>26</b> |
| <b>Chapter 9 Carton Extract</b>                    | <b>28</b> |
| <b>Chapter 10 Invoice Extract</b>                  | <b>29</b> |
| <b>Chapter 11 Decoration Orders</b>                | <b>30</b> |
| <b>Chapter 12 Promo Standards</b>                  | <b>36</b> |
| <b>Chapter 13 EDI X12</b>                          | <b>40</b> |
| <b>Chapter 14 Warehouses</b>                       | <b>41</b> |
| <b>Chapter 15 – Product Data Information</b>       | <b>42</b> |
| Product-Catalog API                                | 42        |
| Data Files Available for Download from our Website | 44        |

## Chapter 1 **Overview**

This documentation is intended for customers of Broder Bros. Co., operating as alphabroder and alphabroder Canada. This document contains general information and instructions regarding integration services and solutions available with Broder Bros., Co.

### **Why integrate with alphabroder?**

Alphabroder offers a variety of integration solutions to meet your needs. Integration saves time and money while increasing efficiencies.

- Reduction in phone calls, manually entry of product data, and typing of emails
- Real time inventory checking, product data, order placement and order status/shipment notification
- Improved and targeted communication

### **What is EDI?**

Electronic Data Interchange (EDI) is the transmission between businesses of information in a standard, computer-readable format. It includes electronic inventory extracts, electronic order placement, electronic shipping notification, electronic invoicing, and other business transactions that computers can actually perform better than people. Companies began implementing EDI once they understood the importance; it has evolved into an essential business tool today.

- EDI X12
- Order placement using .csv files through an API or FTP.
- Promo Standards web services
- Flat file exchanges

EDI improves accuracy and speed of information exchanged between companies; there's no such thing as business communication that's too fast or too accurate.

## Chapter 2 Things to Know

1. API (application-programming interface) – Inventory, order, order status, catalog
2. FTP (file protocol transfer) – Requires an FTP account hosted by customer or alphabroder
3. A list of alphabroder items, data can be downloaded via the WEB using a valid login.
  - To download files → **WEB, Marketing – Reference - Product Info Download – more information is available about each file, see Chapter 14.**
    - **AIIDBInfo files, Items, Styles**
    - \*\*Must be logged in to access\*\**
4. The inventory extract (alphabroder (ALP) and alphabroder Canada (CAN) are two different files) is available via FTP, Email, and API:
  - a. FTP – extract can be picked up from alphabroder server or dropped off to the customer’s server
    - Pick up - send request to [edisupport@alphabroder.com](mailto:edisupport@alphabroder.com) with account # and name.
    - Drop off – send request to [edisupport@alphabroder.com](mailto:edisupport@alphabroder.com) with an FTP address, username, and password for set up. Please also include your account # and name.
  - b. Emailed: email address(s) is required - send request to [edisupport@alphabroder.com](mailto:edisupport@alphabroder.com) with account #, company name and email address(es) that the file(s) should be sent to
  - c. US Inventory API for alphabroder - [https://www.alphashirt.com/cgi-bin/service/xml/inv-request.w?in1=\[item number\]&userName=\[your username\]&password=\[your password\]](https://www.alphashirt.com/cgi-bin/service/xml/inv-request.w?in1=[item number]&userName=[your username]&password=[your password])
  - d. Canadian Inventory API for alphabroder - [https://www.alphabroder.ca/cgi-bin/online/xml/inv-request.w?in1=\[item number\]&userName=\[your username\]&password=\[your password\]](https://www.alphabroder.ca/cgi-bin/online/xml/inv-request.w?in1=[item number]&userName=[your username]&password=[your password])
5. We have a development environment where you can test files, place orders, etc. Please note that there is an added level of authentication that is required, please contact [edisupport@alphabroder.com](mailto:edisupport@alphabroder.com) for credentials. This is also the same environment in which our developers work; there may be unannounced down times or unexpected data set up. For up to date pricing, inventory, etc.; be sure to use live files/system.
6. List of commonly used carriers – The following is a list of carriers to be used when submitting orders to alphabroder. Please use the exact wording in the carrier column below:

| <b>US Carriers –<br/>use this when submitting order</b> | <b>Description</b> | <b>SCAC</b> |
|---|--------------------|-------------|
| UPS-Blue  | UPS 2 Day          | 02          |
| UPS-Orange 3day   | UPS 3 Day          | 12          |
| UPS-Red   | UPS 1 Day          | 01          |
| UPS-RED.8:30am  | UPS 1 Day 8:30 AM  | 15          |
| UPS-Sat.Dlvry.  | UPS Saturday       | 44          |
| UPS-Surface   | UPS Ground         | 03          |

Broder Bros., Co.

| CA Carriers –<br>use this when submitting order | Description                 | SCAC |
|---|-----------------------------|------|
| UPS EXP Saver                                   | UPS Express Saver           |      |
| UPS ExpEarlyAM                                  | UPExpress Early AM-Red 8:30 |      |
| UPS Express                                     | UPS Exp ND - UPS RED        |      |
| UPS Sat Dlvry                                   | UPS Saturday Delivery       |      |
| UPS Standard GD                                 | UPS Standard Ground         |      |

Please contact us if you do not see the carrier/service level that you wanted to ship via.

**7. Orders can be reviewed on the WEB**

All orders are viewable on the web site regardless of how an order is placed.

**8. Log in Information for alphabroder FTP server for files:**

We provide a generic or open login to our FTP server. You will find both ALP and CAN inventory files and they are updated hourly (about 5 minutes past the hour). More information is available in Chapter 4. In addition, the AllDBDisco files for ALP and CAN are available as well. All other files require a customer specific login (or delivery to your FTP server).

Server: ftp.appareldownload.com

Username: A1pha

Password: A1pha2oll

You need to connect using encryption setting - explicit FTP over TLS.

**9. Log in Information for images FTP server:**

We provide a generic or open login to our FTP server to download images.

Images Server Information:

Server: images.alphabroder.com

Username: BBimages

Password: brodings

High Resolution Images High resolution images can be found in the Hi-Res Web Images folder on the FTP. Images in this folder are named using the following naming conventions:

HIGH RESOLUTION FILE NAMING

Front Main Image stylenumber\_colorcode.jpg

Back Image stylenumber\_bk\_colorcode.jpg

Right Side Image stylenumber\_sd\_colorcode.jpg

Left Side Image stylenumber\_lsd\_colorcode.jpg

Off-Figure stylenumber\_of1\_colorcode\_vp.jpg

Low Resolution Images Low resolution images can be found in the Lo-Res Web Images folder on the FTP. Images in this folder are named using the following naming conventions:

LOW RESOLUTION FILE NAMING

Front Main Image stylenumber\_colorcode\_p.jpg

Back Image stylenumber\_bk\_colorcode\_p.jpg

Broder Bros., Co.

Right Side Image stylenumber\_sd\_colorcode\_p.jpg

Left Side Image stylenumber\_lsd\_colorcode\_p.jpg

Off-Figure stylenumber\_of1\_colorcode\_vp.jpg

Lifestyle Images High resolution and low resolution lifestyle images can be found in the Catalog Lifestyle Images folder on the FTP. Once clicked, you must select a sub-folder. High resolution images can be found in the Hi-Res sub-folder, and low resolution images can be found in the Lo-Res sub-folder. Images in both sub-folder are named using the following naming convention:  
stylenumber\_vl.jpg

360° Videos 360° videos can be found in the Videos folder on the FTP, and come in three different formats (.webm, .mp4, and .ogv). All videos are named using the following naming convention:  
stylenumber\_colorcode.fileformat

Sellsheets Sellsheets can be found on the FTP in the Sellsheets folder. This folder contains .pdf files in both French and English. Sellsheets are named using the following naming convention:  
SELLSHEETS  
English stylenumber\_sellsheet.pdf  
French stylenumber\_sellsheet-f.pdf

Please note that all color codes are identified as a two digit color code. A color name and color code reference guide is available on the FTP in the folder labeled Image Reference Guides.

If you have any questions regarding images, please contact [images@alphabroder.com](mailto:images@alphabroder.com).

**10. E-mail Notifications:**

If you are interested in becoming part of our EDI Support mailing list, please send a request to [edisupport@alphabroder.com](mailto:edisupport@alphabroder.com). E-mail notifications include advance notice of file changes, scheduled system maintenance, warehouse closures and documentation updates. This is NOT the order import error emails.

**11. Who to contact:**

Have questions and not sure who to contact?

If you require web password assistance, general website questions, in the U.S, please contact [websupport@alphabroder.com](mailto:websupport@alphabroder.com) and in Canada [canadawebsupport@alphabroder.com](mailto:canadawebsupport@alphabroder.com).

If you have any questions regarding images, please contact [images@alphabroder.com](mailto:images@alphabroder.com).

EDI questions, order import, data extracts, FTP/API, integration questions or to be added to the EDI mailing list please contact [edisupport@alphabroder.com](mailto:edisupport@alphabroder.com).

General questions regarding your account including pricing, freight, and carriers should continue to be directed to your sales person or customer service agent.

### Chapter 3 File Extracts Available

The following extracts are available.

**Please note** – Not all extracts are appropriate for all, please reach out with any questions.

| Document Number | Extract            | Description  | Versions Available | Good to Know  |
|-----------------|--------------------|--|--------------------|---|
| 100             | Order Confirmation | Confirms orders that have been Ftp'd   |                    | Set up required and recommended for customers who submit orders FTP   |
| 110             | Inventory          | List of Inventory by Warehouse   | V1 – V8            | Available 6AM - 10PM can be picked it up from our FTP server see Chapter 4 for log credentials. Files are division specific.                              |
| 120             | Shipment           | List of Orders shipped   | V1 – V6            | Provides shipment information including tracking numbers, order numbers, etc.   |
| 130             | Price List         | Customer Price List  | Daily V1 & V2      | Lowest sale price by item. V1 is all active items. V2 is all closeout/phase-out/obsolete items.   |
| 140             | Carton             | Lists the contents of box  | V1 – V4            | Similar to the shipment file but also contains information containing carton details.   |
| 150             | Invoice            | Open Invoices  | V1 – V3            | Contains invoice information.   |
| 160             | AllDBDisco         | Lists product information, pricing, and inventory for closeouts/phase-outs/obsolete  |                    | Contains item information and inventory.  |
| 170             | AllDBInfo          | Lists all information at the item level (two files – one with pricing (NOT sale pricing) and one with product information) |                    | These files are also available on our website for you to download at any time. Item number and GTIN number are on both files so they can easily be linked |
| AllStyle        |                    | This is a compressed version of the files available on our website.  |                    | This is also available on our website for you to download at any time. See Chapter 14.  |

## Chapter 4 Inventory Extract

Delivery Options: API, FTP, Email

| API/XML inventory method   | FTP   | Email  |
|--|---|--|
| <p><b>Customer Requirement:</b></p> <ul style="list-style-type: none"> <li>• Must have a valid WEB login</li> <li>• Must submit request using alphabroder item number <u>or</u> style, color &amp; size codes</li> <li>• Write code to “talk” to alphabroder order system</li> </ul> | <p><b>Data Needed from Customer</b></p> <ul style="list-style-type: none"> <li>• IP Address</li> <li>• Username &amp; Password</li> <li>• Directory to push inventory file into</li> <li>• Frequency to drop off file: depending on the needs of the customer this can be many times a day to just once a day</li> <li>• Frequency</li> </ul> | <p><b>Customer Requirement:</b></p> <ul style="list-style-type: none"> <li>• Must provide email address(es).</li> <li>• A maximum of 5 email addresses per account.</li> </ul> |

Open login to our ftp server for inventory files:

Server: ftp.appareldownload.com

Username: A1pha

Password: A1pha2oll

**You need to connect using encryption setting - explicit FTP over TLS.**

Files are generated on an hourly basis (no midnight file). You will see both ALP and CAN files on the server.

| Filename             | Filesize   | Filetype      | Last modified        |
|----------------------|------------|---------------|----------------------|
| ..                   |            |               |                      |
| inventory-v8-can.txt | 6,453,248  | Text Document | 2/26/2018 4:58:00 AM |
| inventory-v7-can.txt | 6,337,536  | Text Document | 2/26/2018 4:58:00 AM |
| inventory-v6-can.txt | 516,096    | Text Document | 2/26/2018 4:58:00 AM |
| inventory-v5-can.txt | 6,822,912  | Text Document | 2/26/2018 4:58:00 AM |
| inventory-v4-can.txt | 6,708,224  | Text Document | 2/26/2018 4:58:00 AM |
| inventory-v3-can.txt | 6,305,792  | Text Document | 2/26/2018 4:58:00 AM |
| inventory-v2-can.txt | 6,191,104  | Text Document | 2/26/2018 4:58:00 AM |
| inventory-can.txt    | 6,191,104  | Text Document | 2/26/2018 4:58:00 AM |
| inventory-v8-alp.txt | 24,416,135 | Text Document | 2/26/2018 4:41:00 AM |
| inventory-v7-alp.txt | 23,689,368 | Text Document | 2/26/2018 4:41:00 AM |
| inventory-v6-alp.txt | 1,642,320  | Text Document | 2/26/2018 4:41:00 AM |
| inventory-v5-alp.txt | 25,365,232 | Text Document | 2/26/2018 4:41:00 AM |
| inventory-v4-alp.txt | 24,780,790 | Text Document | 2/26/2018 4:41:00 AM |
| inventory-v3-alp.txt | 23,718,907 | Text Document | 2/26/2018 4:41:00 AM |
| inventory-v2-alp.txt | 23,134,465 | Text Document | 2/26/2018 4:41:00 AM |
| inventory-alp.txt    | 23,134,465 | Text Document | 2/26/2018 4:41:00 AM |

The file is available in 8 versions; layout is the same for Columns 1 – 13. (Do not use the cost from this file).

The inventory file only contains active items except versions 4, 5, and 6.

1. Version 1 (version 2 is the same) -alphabroder warehouses\*
2. Version 2 – same as version 1 – no longer set up for new requests.
3. Version 3 - alphabroder warehouses and drop ship warehouses\*
4. Version 4 – alphabroder warehouses plus close-out/phase-out/obsolete inventory
5. Version 5 – alphabroder warehouses, drop ship warehouses plus close-out/phase-out/obsolete inventory

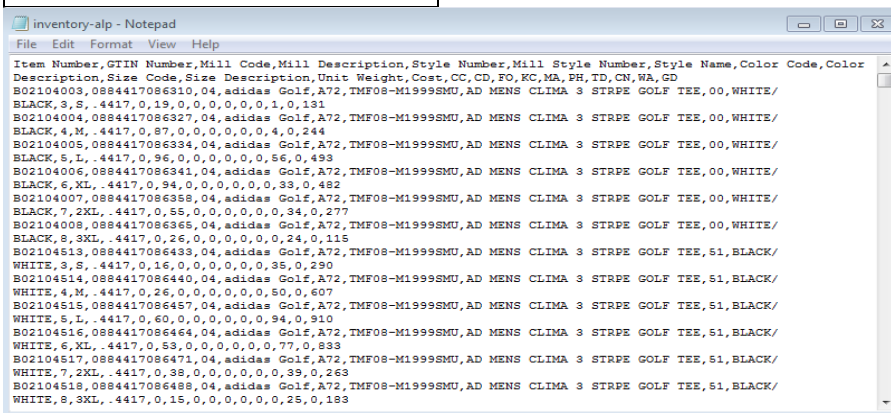


Broder Bros., Co.

6. Version 6 – alphabroder close-out/phase-out/obsolete inventory
7. Version 7 – Version 1 + Total Inventory Column
8. Version 8 – Version 3 + Total Inventory Column

### File Layout

1. Item Number
2. GTIN Number
3. Mill Code
4. Mill Description
5. Style Number
6. Mill Style Number
7. Style Name
8. Color Code
9. Color Description
10. Size Code
11. Size Description
12. Unit Weight
13. Cost- Not used
14. List of Warehouses  
List as 10/17/17 –  
CC,CD,FO,KC,MA,PH,TD,  
CN,WA,GD, DROPSHIP  
\* Please note this list can  
expand or contract with the  
opening and closing of  
warehouses. DROPSHIP only  
shows on V3 and V5.



```

inventory-alp - Notepad
File Edit Format View Help
Item Number,GTIN Number,Mill Code,Mill Description,Style Number,Mill Style Number,Style Name,Color Code,Color
Description,Size Code,Size Description,Unit Weight,Cost,CC,CD,FO,KC,MA,PH,TD,CN,WA,GD
B02104003,0884417086310,04,adidas Golf,A72,TMF08-M1999SMU,AD MENS CLIMA 3 STRPE GOLF TEE,00,WHITE/
BLACK,3,S,.4417,0,19,0,0,0,0,0,0,0,1,0,131
B02104004,0884417086327,04,adidas Golf,A72,TMF08-M1999SMU,AD MENS CLIMA 3 STRPE GOLF TEE,00,WHITE/
BLACK,4,M,.4417,0,87,0,0,0,0,0,0,4,0,244
B02104005,0884417086334,04,adidas Golf,A72,TMF08-M1999SMU,AD MENS CLIMA 3 STRPE GOLF TEE,00,WHITE/
BLACK,5,L,.4417,0,96,0,0,0,0,0,0,0,56,0,493
B02104006,0884417086341,04,adidas Golf,A72,TMF08-M1999SMU,AD MENS CLIMA 3 STRPE GOLF TEE,00,WHITE/
BLACK,6,XL,.4417,0,94,0,0,0,0,0,0,0,33,0,482
B02104007,0884417086358,04,adidas Golf,A72,TMF08-M1999SMU,AD MENS CLIMA 3 STRPE GOLF TEE,00,WHITE/
BLACK,7,2XL,.4417,0,55,0,0,0,0,0,0,0,34,0,277
B02104008,0884417086365,04,adidas Golf,A72,TMF08-M1999SMU,AD MENS CLIMA 3 STRPE GOLF TEE,00,WHITE/
BLACK,8,3XL,.4417,0,26,0,0,0,0,0,0,0,24,0,115
B02104513,0884417086433,04,adidas Golf,A72,TMF08-M1999SMU,AD MENS CLIMA 3 STRPE GOLF TEE,51,BLACK/
WHITE,3,S,.4417,0,16,0,0,0,0,0,0,0,35,0,290
B02104514,0884417086440,04,adidas Golf,A72,TMF08-M1999SMU,AD MENS CLIMA 3 STRPE GOLF TEE,51,BLACK/
WHITE,4,M,.4417,0,26,0,0,0,0,0,0,0,50,0,607
B02104515,0884417086457,04,adidas Golf,A72,TMF08-M1999SMU,AD MENS CLIMA 3 STRPE GOLF TEE,51,BLACK/
WHITE,5,L,.4417,0,60,0,0,0,0,0,0,0,94,0,510
B02104516,0884417086464,04,adidas Golf,A72,TMF08-M1999SMU,AD MENS CLIMA 3 STRPE GOLF TEE,51,BLACK/
WHITE,6,XL,.4417,0,53,0,0,0,0,0,0,0,77,0,833
B02104517,0884417086471,04,adidas Golf,A72,TMF08-M1999SMU,AD MENS CLIMA 3 STRPE GOLF TEE,51,BLACK/
WHITE,7,2XL,.4417,0,38,0,0,0,0,0,0,0,39,0,263
B02104518,0884417086488,04,adidas Golf,A72,TMF08-M1999SMU,AD MENS CLIMA 3 STRPE GOLF TEE,51,BLACK/
WHITE,8,3XL,.4417,0,15,0,0,0,0,0,0,0,25,0,183
  
```

**API/XML Inventory Post Method:  
HTTP Post to Development - (Test) alphabroder**

Broder Bros., Co.

<https://dev.alphashirt.com/cgi-bin/online/xml/inv-request.w>

**HTTP Post Production – (Live) alphabroder**

<http://www.alphashirt.com/cgi-bin/online/xml/inv-request.w>

**HTTP Post to Development – (Test) alphabroder Canada**

<https://dev.alphabroder.ca/cgi-bin/online/xml/inv-request.w>

**HTTP Post Production – (Live) alphabroder Canada**

<http://www.alphabroder.ca/cgi-bin/online/xml/inv-request.w>

**Parameters to pass:**

1. **Gtin1 or in1 or sr/cc/sc**
  - a. Request can be made using any of the following
    - i. gtin1 (gtin)
    - ii. in1 (item #)
    - iii. sr,cc,sc ( style, color, size codes)
2. userName (web login-id)
3. password (web password)
4. zp (zip code– optional if blank will use customer default warehouse)
5. pr (price – optional, “y” to get prices)
6. cn (customer number)

**We currently allow you to submit up to 50 per request.**

The cut-off time is based on the zip code submitted and UPS-Ground shipping.

**Samples of request:**

In the following URL’s, change zip, username and password to a valid combination for your account.

**By item - in1 for alphabroder**

<https://www.alphashirt.com/cgi-bin/online/xml/inv-request.w?in1=B11107003&pr=y&zp=20176&userName=testname&password=testpw>

```
<inv-balance>
<item ccard-charge-percent="3.8" color-code="00" description="g200 WHITE S" item-number="B11107003" price="$1.79" size-code="3" special-
expiry="10/31/16" special-price="$1.54" style-code="g200">
<whse code="CC">40143</whse>
<whse code="KC">14848</whse>
<whse code="GD">38382</whse>
<whse code="PH">20633</whse>
<whse code="TD">32471</whse>
<whse code="FO">25112</whse>
<whse code="MA">35305</whse>
<whse code="CD">5426</whse>
<whse code="CN">33671</whse>
<whse code="WA">3539</whse>
<whse code="D4">0</whse>
<whse code="DB">0</whse>
<whse code="DD">0</whse>
<whse code="DL">0</whse>
<whse code="DR">0</whse>
<whse code="DU">0</whse>
<whse code="DP">0</whse>
```

```
<whse code="DM">0</whse>
<whse code="D2">0</whse>
<whse code="DT">0</whse>
<whse code="DK">0</whse>
<whse code="DO">0</whse>
<whse code="DE">0</whse>
<whse code="NC">0</whse>
</item>
<whse-info>
<whse-item carrier-days="0" cutoff="2:00 pm PDT" est-delivery="10/07/16" minutes-left="406" transit-days="0" whse="DB">
<cutoff-msg>Shipping today</cutoff-msg>
<whse-msg/>
</whse-item>
<whse-item carrier-days="1" cutoff="5:00 pm EDT" est-delivery="10/10/16" minutes-left="406" transit-days="1" whse="FO">
<cutoff-msg>Shipping today</cutoff-msg>
<whse-msg/>
</whse-item>
<whse-item carrier-days="1" cutoff="2:30 pm EDT" est-delivery="10/10/16" minutes-left="256" transit-days="1" whse="DT">
<cutoff-msg>Shipping today</cutoff-msg>
<whse-msg/>
</whse-item>
<whse-item carrier-days="2" cutoff="5:00 pm EDT" est-delivery="10/11/16" minutes-left="406" transit-days="2" whse="GD">
<cutoff-msg>Shipping today</cutoff-msg>
<whse-msg/>
</whse-item>
<whse-item carrier-days="2" cutoff="3:00 pm EDT" est-delivery="10/11/16" minutes-left="286" transit-days="2" whse="DL">
<cutoff-msg>Shipping today</cutoff-msg>
<whse-msg/>
</whse-item>
<whse-item carrier-days="2" cutoff="3:00 pm EDT" est-delivery="10/11/16" minutes-left="286" transit-days="2" whse="DR">
<cutoff-msg>Shipping today</cutoff-msg>
<whse-msg/>
</whse-item>
<whse-item carrier-days="2" cutoff="3:00 pm EDT" est-delivery="10/11/16" minutes-left="286" transit-days="2" whse="DU">
<cutoff-msg>Shipping today</cutoff-msg>
<whse-msg/>
</whse-item>
<whse-item carrier-days="2" cutoff="3:00 pm EDT" est-delivery="10/11/16" minutes-left="286" transit-days="2" whse="DP">
<cutoff-msg>Shipping today</cutoff-msg>
<whse-msg/>
</whse-item>
<whse-item carrier-days="2" cutoff="3:00 pm EDT" est-delivery="10/11/16" minutes-left="286" transit-days="2" whse="DO">
<cutoff-msg>Shipping today</cutoff-msg>
<whse-msg/>
</whse-item>
<whse-item carrier-days="3" cutoff="5:00 pm CDT" est-delivery="10/12/16" minutes-left="466" transit-days="3" whse="CC">
<cutoff-msg>Shipping today</cutoff-msg>
<whse-msg/>
</whse-item>
<whse-item carrier-days="3" cutoff="5:00 pm CDT" est-delivery="10/12/16" minutes-left="466" transit-days="3" whse="KC">
<cutoff-msg>Shipping today</cutoff-msg>
<whse-msg/>
</whse-item>
<whse-item carrier-days="3" cutoff="5:00 pm EDT" est-delivery="10/12/16" minutes-left="406" transit-days="3" whse="PH">
<cutoff-msg>Shipping today</cutoff-msg>
<whse-msg/>
</whse-item>
<whse-item carrier-days="3" cutoff="5:00 pm CDT" est-delivery="10/12/16" minutes-left="466" transit-days="3" whse="TD">
<cutoff-msg>Shipping today</cutoff-msg>
<whse-msg/>
</whse-item>
<whse-item carrier-days="2" cutoff="6:00 am EDT" est-delivery="10/12/16" minutes-left="-254" transit-days="3" whse="NC">
<cutoff-msg>cutoff has passed</cutoff-msg>
```

## Broder Bros., Co.

```
<whse-msg>shipping next business day</whse-msg>
</whse-item>
<whse-item carrier-days="4" cutoff="5:00 pm EDT" est-delivery="10/13/16" minutes-left="406" transit-days="4" whse="MA">
<cutoff-msg>Shipping today</cutoff-msg>
<whse-msg/>
</whse-item>
<whse-item carrier-days="4" cutoff="5:00 pm MDT" est-delivery="10/13/16" minutes-left="526" transit-days="4" whse="CD">
<cutoff-msg>Shipping today</cutoff-msg>
<whse-msg/>
</whse-item>
<whse-item carrier-days="4" cutoff="1:00 pm PDT" est-delivery="10/13/16" minutes-left="346" transit-days="4" whse="D4">
<cutoff-msg>Shipping today</cutoff-msg>
<whse-msg/>
</whse-item>
<whse-item carrier-days="3" cutoff="7:00 am CDT" est-delivery="10/13/16" minutes-left="-134" transit-days="4" whse="DD">
<cutoff-msg>cutoff has passed</cutoff-msg>
<whse-msg>shipping next business day</whse-msg>
</whse-item>
<whse-item carrier-days="4" cutoff="2:00 pm PDT" est-delivery="10/13/16" minutes-left="406" transit-days="4" whse="DM">
<cutoff-msg>Shipping today</cutoff-msg>
<whse-msg/>
</whse-item>
<whse-item carrier-days="3" cutoff="7:00 am CDT" est-delivery="10/13/16" minutes-left="-134" transit-days="4" whse="D2">
<cutoff-msg>cutoff has passed</cutoff-msg>
<whse-msg>shipping next business day</whse-msg>
</whse-item>
<whse-item carrier-days="5" cutoff="5:00 pm PDT" est-delivery="10/14/16" minutes-left="586" transit-days="5" whse="CN">
<cutoff-msg>Shipping today</cutoff-msg>
<whse-msg/>
</whse-item>
<whse-item carrier-days="5" cutoff="5:00 pm PDT" est-delivery="10/14/16" minutes-left="586" transit-days="5" whse="WA">
<cutoff-msg>Shipping today</cutoff-msg>
<whse-msg/>
</whse-item>
<whse-item carrier-days="4" cutoff="7:00 am PDT" est-delivery="10/14/16" minutes-left="-14" transit-days="5" whse="DK">
<cutoff-msg>cutoff has passed</cutoff-msg>
<whse-msg>shipping next business day</whse-msg>
</whse-item>
<whse-item carrier-days="5" cutoff="1:30 pm PDT" est-delivery="10/14/16" minutes-left="376" transit-days="5" whse="DE">
<cutoff-msg>Shipping today</cutoff-msg>
<whse-msg/>
</whse-item>
</whse-info>
</inv-balance>
```

**By gtin – gtin1 for alphabroder Canada**

<https://www.alphabroder.ca/cgi-bin/online/xml/inv-request.w?gtin1=00821780003735&pr=y&zp=K8N%205J7&userName=testname&password=testpw>

```
<inv-balance>
<item color-code="00" description="g200 WHITE S" gtin="00821780003735" price="$2.52" size-code="3" special-expiry="12/31/20" special-price="$2.17" style-code="g200">
<whse code="RH">3885</whse>
</item>
<whse-info>
<whse-item carrier-days="1" cutoff="5:00 pm EDT" est-delivery="10/11/16" minutes-left="400" transit-days="1" whse="RH">
<cutoff-msg>Shipping today</cutoff-msg>
<whse-msg/>
</whse-item>
</whse-info>
</inv-balance>
```

## Chapter 5 Orders

### Order Options Available to Customer

There are two forms of order processing available to customers

1. **Web Solution:** Using WEB API customers may submit orders to alphabroder.  
(\*Please note - this is the recommended method)
2. **FTP Solution:** Customer pushes order to a server, alphabroder pulls and processes the orders from the server.

| Web Solution  | FTP Solution  |
|---|---|
| <p><b>Customer requirement:</b></p> <ul style="list-style-type: none"> <li>• Must have a valid WEB login</li> <li>• Must submit orders using our item number, GTIN or style, color code &amp; size code</li> <li>• Write code to “talk” to our system</li> </ul> <p><b>Process is designed to process one order at a time.</b></p> <p><b>alphabroder requests the process be fully tested in the development environment prior to placing live orders.</b></p> <p><b>alphabroder to Customer:</b></p> <ul style="list-style-type: none"> <li>• Provide file layout (inside this documents)</li> <li>• Provide extracts (inside this document)</li> <li>• File name conventions</li> <li>• No set up with the exception of any requested extracts</li> </ul> | <p><b>Customer requirement:</b></p> <ul style="list-style-type: none"> <li>• FTP Server – Files can be picked up from Customer (FTP) or dropped off to alphabroder server (SFTP)</li> <li>• Must submit orders using our item number, GTIN or style, color code &amp; size code</li> </ul> <p><b>Data Needed from Customer</b></p> <ul style="list-style-type: none"> <li>• IP Address</li> <li>• Username &amp; Password</li> <li>• Directory to pull order files from – must set up an order directory.</li> <li>• Frequency to pick order depending on the nature of the business this can be many times a day to just once a day</li> </ul> <p><b>Multiple orders can be placed on a single data file.</b></p> <p><b>alphabroder to Customer:</b></p> <ul style="list-style-type: none"> <li>• Provide file layout (inside this documents)</li> <li>• Provide extracts (inside this document)</li> <li>• File name conventions</li> <li>• Create batch job to pull order files at requested time</li> </ul> |

#### Order Filename format

- alp-\*.csv
- can-\*.csv

\*File names must begin with the first three letters of the company, followed by a dash and end with **.csv**. The middle can be any combination the user chooses

**\*Note: This rule is only for FTP option, however using this name convention on WEB will help in trouble-shooting errors.**

Examples: alp-06-08-2015-075501.csv, alp-CC0907101300-1.csv, alp-000001-091414-99.csv  
can-123xyz-1.csv, can-063015\_01x.csv, can-4568\_060815\_1.csv

## Order File Layout

**Bold indicates required field.**

Item number **or** GTIN number **or** style number, color code, size code is required.

| Col. # | Col. Letter | Data Needed in Field<br>( <b>Bold indicates required data</b> ) | Example of Data  |
|--------|-------------|---|--|
| 1      | A           | <b>Customer number</b>  | e.g. 10010   |
| 2      | B           | <b>Customer PO #</b>  | (determines when next order) Max 15 character long                       |
| 3      | C           | <b>Carrier</b>  | (only 1 carrier per warehouse/order)                                     |
| 4      | D           | <b>Item number OR GTIN</b>                                      | B10110003 or 00042463028870  |
| 5      | E           | <b>Style number</b>   | 29M  |
| 6      | F           | <b>Color Code</b>   | 00   |
| 7      | G           | <b>Size Code</b>  | 3  |
| 8      | H           | <b>Order Qty</b>  | 100 (in units)   |
| 9      | I           | <b>Ship-to Company</b> (field size 35)                          | ABC Company  |
| 10     | J           | Ship-to Attention Name (field size 30)                          | John Smith   |
| 11     | K           | <b>Ship-to Street Address 1</b> (field size 30)                 | 123 Main Street  |
| 12     | L           | Ship-to Street Address 2 (field size 30)                        |  |
| 13     | M           | <b>Ship-to City</b> (field size 20)                             | Anytown  |
| 14     | N           | <b>Ship-to State</b>  | PA   |
| 15     | O           | <b>Ship-to Zip Code</b> (field size 5 for ALP)                  | 12345  |
| 16     | P           | No longer used, leave blank.                                    | Leave blank.   |
| 17     | Q           | OK to Short Ship?   | Y or N -> yes or no – if blank default is N.                             |
| 18     | R           | No longer used, leave blank.                                    | No longer used, leave blank.   |
| 19     | S           | OK to Split Ship?   | Y or N -> yes or no – if blank default is N.                             |
| 20     | T           | Additional Comments   | Comments are NOT uploaded to our system.<br>No longer used, leave blank. |
| 21     | U           | Confirmation Email  | only required for carrier FedEx-Flex Exp                                 |
| 22     | V           | Customer Line #   | alphabroder internal user  |

**Open order** – requires action from you to complete the order. Depending on the values of flags, some orders may come in and remain in an open order status.

### Sample of Data Files:

XXX,testPO#1,UPS-Surface,,G200,00,5,1,Test Inc,Robert Doe,123 East Ave,,Saint Cloud,MN,56304,,N,,N  
 XXX, testPO#2,UPS-Surface,B122BE005,,,,,1,Test Inc,Robert Doe,123 East Ave,,Saint Cloud,MN,56304,,N,,N  
 XXX, testPO#3,UPS-Blue, 00821780003735,,,,,1,Test Inc,Robert Doe,123 East Ave,,Saint  
 Cloud,MN,56304,,N,,N

**XXX = Your account number with alphabroder.**

## Order -WEB API

### Customer requirement:

- Check Inventory extract or API
- Must have a WEB valid login user name & password
- Must submit orders using our item number, GTIN or style, color code & size code

Write code to “talk” to our system

We recommend testing the process in our development system.

### HTTP Post to Development

US: <https://dev.alphashirt.com/cgi-bin/orderUploadFile.cgi>

CAN: <https://dev.alphashirt.com/cgi-bin/orderUploadFileCA.cgi>

**Please note** \* Testing in our development environment requires an added level of authentication. Contact [edisupport@alphabroder.com](mailto:edisupport@alphabroder.com) for username name and password to gain access to the development system. Note this is not your web username/password. Your web username and password are passed in the code, see following.

### HTTP Post Production

US: <https://www.alphashirt.com/cgi-bin/orderUploadFile.cgi>

CAN: <https://www.alphashirt.com/cgi-bin/orderUploadFileCA.cgi>

### Fields to be passed

|          |                   |
|----------|-------------------|
| userName | (web login-id)    |
| password | (web password)    |
| cn       | (customer number) |
| FILE1    | (csv file name)   |

### Sample Code

(You need to replace AlphaTest, A1ph@, and 00001 with your actual information; it is just sample data below.)

```
<html>
<body>
<form action="https://dev.alphashirt.com/cgi-bin/orderUploadFile.cgi" method="post"
enctype="multipart/form-data">
<input type="hidden" name="userName" value="AlphaTest" />
<input type="hidden" name="password" value="A1ph@" />
<input type="hidden" name="cn" value="00001" />
<p>File: <input type="file" name="FILE1" /></p>
<p><input type="submit" name="Submit" value="Submit Form" /></p>
</form>
</body>
</html>
```

### Upon successful submission of your order, you will receive an order confirmation URL.

[https://dev.alphashirt.com/cgi-](https://dev.alphashirt.com/cgi-bin/service/xml/xmlOrderStatus.w?on=73440218&bn=0&cn=1XXXXX2&user=205216111214197199205201&pwd=bxxXikeaicMPjjg&all=y)

[bin/service/xml/xmlOrderStatus.w?on=73440218&bn=0&cn=1XXXXX2&user=205216111214197199205201&pwd=bxxXikeaicMPjjg&all=y](https://dev.alphashirt.com/cgi-bin/service/xml/xmlOrderStatus.w?on=73440218&bn=0&cn=1XXXXX2&user=205216111214197199205201&pwd=bxxXikeaicMPjjg&all=y)

It will return the web username and password encrypted (user & pwd).

You can use the order status API to check on the status of an order anytime.

on= order number

bn= back-order #, usually this will be 1 (does vary for credits/replacement orders)

cn= customer number  
user= valid web username  
pwd= password

**Sample Response:**

```
<order creditcard="N" orderreferenceno="73440218" responsecode="00">
<customerpo>2409159</customerpo>
<freighttotal>6.8</freighttotal>
<taxtotal>0</taxtotal>
<coupon>0</coupon>
<ordervalue>37.92</ordervalue>
<shoppingbox>
<lineitem>
<style>3322</style>
<description>RS INFANT 100% CTN JERSEY TEE</description>
<color>WHITE</color>
<size>6MOS</size>
<pieces>8</pieces>
<price>2.37</price>
<amount>18.96</amount>
<warehouse>CC</warehouse>
<weight>.8888</weight>
<itemcode>B20671000</itemcode>
<upccode>00052987160246</upccode>
<shippervalue>73439985</shippervalue>
<shipstatus>In Picking</shipstatus>
</lineitem>
<lineitem>
<style>3322</style>
<description>RS INFANT 100% CTN JERSEY TEE</description>
<color>WHITE</color>
<size>12MOS</size>
<pieces>8</pieces>
<price>2.37</price>
<amount>18.96</amount>
<warehouse>CC</warehouse>
<weight>.8888</weight>
<itemcode>B20671001</itemcode>
<upccode>00052987160253</upccode>
<shippervalue>73439985</shippervalue>
<shipstatus>In Picking</shipstatus>
</lineitem>
</shoppingbox>
<shippingpage>
<shiptoaddresses>
<address>
<attention>John Doe</attention>
<company>John Doe</company>
<address1/>
<address2>6 Neshaminy Interplex</address2>
<address3/>
<city>TREVOSE</city>
<state>PA</state>
<zipcode>19054</zipcode>
<residence>N</residence>
<email>USER@alphabroder.com</email>
</address>
</shiptoaddresses>
</shippingpage>
<shipviapage>
<shipmethods>
```



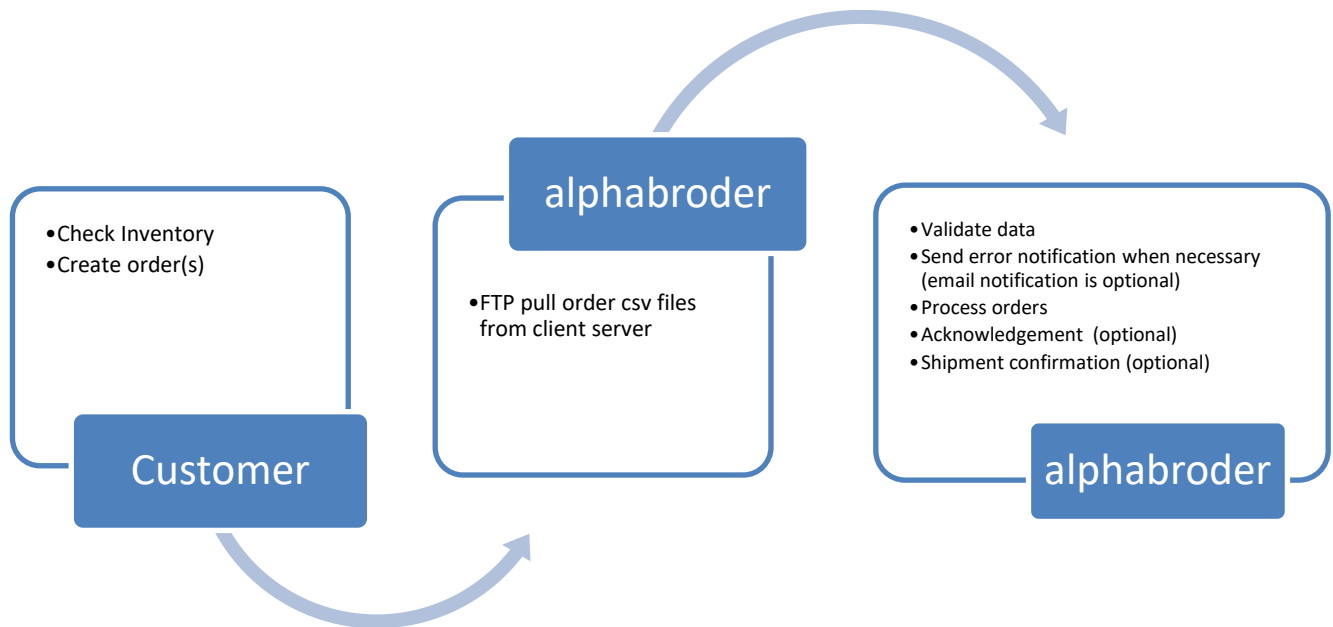
```

<shipmethod warehouse="CC">
<selectoption>
<shippernumber>73439985</shippernumber>
<optcode>UPS-Surface</optcode>
<display>UPS-Surface</display>
<freightestimate>6.8</freightestimate>
<shipstatus>In Picking</shipstatus>
<transitdays>1</transitdays>
</selectoption>
</shipmethod>
</shipmethods>
</shipviapage>
</order>

```

### Order - FTP Option

**Customer requirements:** Check Inventory via inventory extract or inventory API, **Provide to alphabroder:** Account Number, Name, FTP Address or IP address, Username & Password, Directory to pull files, Email address(s) for notifications. **Files are pulled from server, order created in our system (FDM4)**



## Chapter 6 Order Import Error Messages

The following list of possible error messages will be returned via the xml response or via e-mail (set-up is required). If you wish to receive the order import error email notifications, please provide your email address(es) and account number.

**It is recommended that you receive these notifications so that you can take action on the errors.**

The error code will also be populated on your order (a non-printable order comment). This enables an alphabroder associate to assist in troubleshooting when needed.

### List of Error Messages

- 100 Filename missing
- 101 Missing file or upload failed
- 102 Order could not be created
- 103 Order was created with warnings. Please review carefully.
- 104 User Validation Error
- 201 User cannot place order using a different account
- 300 Warehouse missing in one or more lines on PO
- 301 Errors while checking warehouse quantities
- 302 Unknown action specified
- 303 Order is missing
- 304 Not an Open Order
- 307 Could not match line to order - LINE LOST
- 308 Unable to create line
- 309 Item does not exist in warehouse
- 310 Item does not exist in warehouse
- 311 Insufficient quantities to fill order
- 312 Insufficient quantities to fill order. Will short ship
- 313 cLastErrorMessage
- 314 Customer opted NO split & we have insufficient quantities
- 315 cLastErrorMessage
- 316 Item not available (*includes qty ordered on the file*)
- 317 Invalid account id for third party carrier
- 400 Invalid Customer Number
- 403 Blank PO Number
- 404 PO already exists
- 405 Incomplete Address
- 406 Invalid Address
- 414 Invalid Carrier
- 415 Invalid Item Number
- 416 Invalid Style Code
- 417 Style Unavailable
- 418 Invalid Item Number
- 419 Invalid Color for Style
- 420 Invalid Item Number
- 421 Invalid Size for Style

- 422 Invalid Item Number
- 423 Invalid Mill for style
- 424 Quantity zero or below
- 501 No order found
- 502 Could not find order header
- 503 Could not find order details
- 504 Account on hold. Please contact the Credit Dept.
- 505 Carrier requires Valid Email Address for Confirmation
- 506 Invalid FedEx-Flex Exp Address
- 507 Order Cancelled Short Ship = No Insufficient quantities
- 508 Flex Express orders may not exceed 5 boxes. Order cancelled.
- 509 More than one ds warehouse on order. Item not ordered.
- 510 DS orders must be in even multiples of
- 512 Carrier does not allow customer terms
- 517 Carrier does not accept shipments to 'PO Box'addresses
- 518 This Item is Restricted
- 519 Invalid Quote Number
- 520 Order is on BackOrder
- 524 Insufficient quantities in Network
- 525 Order not placed

Some of the more common errors include: Duplicate PO, invalid carrier, item not available and invalid address.

Helpful tips: Order import process does NOT allow for duplicate PO on your account. Validation is in place for city/state/zip. Zip for US must **only** be the 5 digits zip code. Visit [www.zip-codes.com](http://www.zip-codes.com) for city/sate/zip validation. Enter zip code in free zip code finder box, all city aliases listed will be considered valid. We may have additional variations loaded into our system.

## Chapter 7 Order Status

Provides information regarding order(s)

Forms of available confirmations:

- Email – email address is set up in the alphabroder system in the customer file and an email is generated for every order.
- FTP – A confirmation file is pushed the customer (set up is required)
  - **This is only available for orders submitted via FTP**
- XML Post – XML response to the order file – two versions available

### Sample of email Order Acknowledgement – Available for all ordering methods

From: do\_not\_reply@alphas.broderbros.com [mailto:do\_not\_reply@alphas.broderbros.com]  
 Sent: Monday, October 31, 2016 2:50 PM  
 To: edisupport@alphabroder.com  
 Subject: alphabroder Acknowledgement of Order # 12345678

Dear TEST ACCOUNT,  
 Thank you for choosing to place your order with alphabroder. Please examine this order carefully and immediately report to customer service any errors, checking the following items: style, color, size, quantity, pricing, ship to address, PO number, shipping method and instruction.

Best regards,

alphabroder  
 Ship To: TEST ACCOUNT

6 Neshaminy Interplex Dr.  
 Trevose, PA 19053

Order Date: 10/31/16  
 Customer PO: 123TEST  
 Plan Ship Date: 10/31/16  
 Cartons: 1  
 Lbs. : 1

ITEMS ORDERED:  
 THESE ITEM(S) WILL BE SHIPPED FROM THE alphabroder Harrisburg WAREHOUSE.

| Style | Color            | Size | Ordered | Allocated | B/O  | Price | Amount |
|-------|------------------|------|---------|-----------|------|-------|--------|
| B8413 | SOLID BLK TRBLND | M    | 0/01    | 0/01      | 0/00 | 9.79  | 9.79   |

Carrier: UPS Ground

Instock Amount: 9.79  
 Order Value: 9.79  
 Restocking Fee: 0.00  
 Freight Total: 0.00  
 Tax Total: 0.00  
 Applied DR/CR: 0.00  
 Coupon: 0.00

-----  
 TOTAL: 9.79

### Confirmation File Layout –only available on FTP Method (Document code 100)

- alphabroder Order Number

- alphabroder Back-Order Number
- Customer PO Number
- Order Status
- Item Number
- Style Code
- Color Code
- Color Description
- Size Code
- Size Description
- Allocated Qty
- Shipping Warehouse

|          |   |         |            |           |      |    |       |   |   |    |    |
|----------|---|---------|------------|-----------|------|----|-------|---|---|----|----|
| 68355202 | 0 | TF27704 | Open Order | B04838515 | CC8C | 51 | BLACK | 5 | L | 10 | CC |
| 68355202 | 0 | TF27704 | Open Order | B04838514 | CC8C | 51 | BLACK | 4 | M | 8  | CC |

### WEB API – Order confirmation

- **The URL for the order status should be used for one order at a time.**
  - The order status API is available even after it ships; doing so will provide the tracking number information.

### Order Status APIs

Available in two versions

#### Version 1:

#### Order Status for Canada

<https://www.alphabroder.ca/cgi-bin/service/xml/xmlOrderStatus.w?on=181425197&bn=0&cn=1234&user=webusername&pwd=password&all=y>

#### Order Status for US

<https://www.alphashirt.com/cgi-bin/service/xml/xmlOrderStatus.w?on=18425197&bn=0&cn=1234&user=webusername&pwd=password&all=y>

#### Development Order Status

<https://dev.alphashirt.com/cgi-bin/service/xml/xmlOrderStatus.w?on=73439985&bn=0&cn=1234&user=webusername&pwd=password&all=y>

on=alphabroder order number

bn=backorder number, this will normally be 0

cn=your account number

user=valid web user on your account

pwd=valid password for user

all=y

#### Sample Response:

```
<order creditcard="N" orderreferenceno="73439985" responsecode="00">
<customerpo>2409159</customerpo>
<freighttotal>6.8</freighttotal>
<taxtotal>0</taxtotal>
<coupon>0</coupon>
<ordervalue>37.92</ordervalue>
```

```
<shoppingbox>
<lineitem>
<style>3322</style>
<description>RS INFANT 100% CTN JERSEY TEE</description>
<color>WHITE</color>
<size>6MOS</size>
<pieces>8</pieces>
<price>2.37</price>
<amount>18.96</amount>
<warehouse>CC</warehouse>
<weight>.8888</weight>
<itemcode>B20671000</itemcode>
<upccode>00052987160246</upccode>
<shippernumber>73439985</shippernumber>
<shipstatus>In Picking</shipstatus>
</lineitem>
<lineitem>
<style>3322</style>
<description>RS INFANT 100% CTN JERSEY TEE</description>
<color>WHITE</color>
<size>12MOS</size>
<pieces>8</pieces>
<price>2.37</price>
<amount>18.96</amount>
<warehouse>CC</warehouse>
<weight>.8888</weight>
<itemcode>B20671001</itemcode>
<upccode>00052987160253</upccode>
<shippernumber>73439985</shippernumber>
<shipstatus>In Picking</shipstatus>
</lineitem>
</shoppingbox>
<shippingpage>
<shiptoaddresses>
<address>
<attention>John Doe</attention>
<company>John Doe</company>
<address1/>
<address2>6 Neshaminy Interplex</address2>
<address3/>
<city>TREVOSE</city>
<state>PA</state>
<zipcode>19054</zipcode>
<residence>N</residence>
<email>USER@alphabroder.com </email>
</address>
</shiptoaddresses>
</shippingpage>
<shipviapage>
<shipmethods>
<shipmethod warehouse="CC">
<selectoption>
<shippernumber>73439985</shippernumber>
<optcode>UPS-Surface</optcode>
<display>UPS-Surface</display>
<freightestimate>6.8</freightestimate>
<shipstatus>In Picking</shipstatus>
<transitdays>1</transitdays>
</selectoption>
</shipmethod>
</shipmethods>
</shipviapage>
</order>
```

**Version 2:**

po=customer order number  
on=alphabroder order number  
bn=backorder number, this will normally be 0  
cn=your account number  
user=valid web user on your account  
pwd=valid password for user  
all=y

The parameter po will return all orders associated to the specified PO# submitted. If &all=y parameter is submitted and if there are multiple orders related to the order number specified on &on/&bn (using ref-order-number/ref-bo-number), all orders will be shown. If there's no &all parameter or the value is not y, it will return just the specific order number/bo-number. Invoiceinfo section has been added. It contains invoice number, invoice date, invoice due date, invoice total.

**Canada Production:**

[https://www.alphabroder.ca/cgi-bin/service/xml/xmlOrderStatusV2.w?on=78x389x2&cn=\[youraccountnumber\]&user=\[username\]&pwd=\[password\]&all=y](https://www.alphabroder.ca/cgi-bin/service/xml/xmlOrderStatusV2.w?on=78x389x2&cn=[youraccountnumber]&user=[username]&pwd=[password]&all=y)

**US Production:**

[https://www.alphashirt.com/cgi-bin/service/xml/xmlOrderStatusV2.w?on=78x899x2&cn=\[youraccountnumber\]&user=\[username\]&pwd=\[password\]&all=y](https://www.alphashirt.com/cgi-bin/service/xml/xmlOrderStatusV2.w?on=78x899x2&cn=[youraccountnumber]&user=[username]&pwd=[password]&all=y)

**US Development:**

[https://dev.alphashirt.com/cgi-bin/service/xml/xmlOrderStatusV2.w?po=2323&cn=\[youraccountnumber\]&user=\[username\]&pwd=\[password\]&all=y](https://dev.alphashirt.com/cgi-bin/service/xml/xmlOrderStatusV2.w?po=2323&cn=[youraccountnumber]&user=[username]&pwd=[password]&all=y)

[https://dev.alphashirt.com/cgi-bin/service/xml/xmlOrderStatusV2.w?on=78x899x2&cn=\[youraccountnumber\]&user=\[username\]&pwd=\[password\]&all=y](https://dev.alphashirt.com/cgi-bin/service/xml/xmlOrderStatusV2.w?on=78x899x2&cn=[youraccountnumber]&user=[username]&pwd=[password]&all=y)

```
<orderstatus responsecode="01">  
<order bn="0" creditcard="N" orderreferenceno="78x898xx">  
<customerpo>123</customerpo>  
<freighttotal>25</freighttotal>  
<taxtotal>0</taxtotal>  
<coupon>0</coupon>  
<ordervalue>0</ordervalue>  
<shipstatus>Cancelled</shipstatus>  
<shoppingbox>  
<lineitem>  
<style>g500</style>  
<description>GD 5000 5.3 OZ HEAVY CTTN SS T</description>  
<color>BLACK</color>  
<size>L</size>  
<pieces>100</pieces>  
<price>2.46</price>
```

```
<amount>0</amount>
<warehouse>PG</warehouse>
<weight>47.9</weight>
<itemcode>B11007515</itemcode>
<upccode>00821780001309</upccode>
<shippnumber>78389887</shippnumber>
<shipstatus>Cancelled</shipstatus>
</lineitem>
</shoppingbox>
<shippingpage>
<shiptoaddresses>
<address>
<attention/>
<company>Test Inc</company>
<address1>16 Main Street</address1>
<address2/>
<address3/>
<city>Falls</city>
<state>PA</state>
<zipcode>19054</zipcode>
<residence>N</residence>
<email>edisupport@alphabroder.com</email>
</address>
</shiptoaddresses>
</shippingpage>
<shipviapage>
<shipmethods>
<shipmethod warehouse="PG">
<selectoption>
<shippnumber>78x898xx</shippnumber>
<optcode>UPS-Surface</optcode>
<display>UPS-Surface</display>
<freightestimate>25</freightestimate>
<shipstatus>Cancelled</shipstatus>
<transitdays>1</transitdays>
</selectoption>
</shipmethod>
</shipmethods>
</shipviapage>
</order>
<order bn="0" creditcard="N" orderreferenceno="78x899xx">
<customerpo>123</customerpo>
<freighttotal>12.5</freighttotal>
<taxtotal>0</taxtotal>
<coupon>0</coupon>
<ordervalue>131.88</ordervalue>
<shoppingbox>
<lineitem>
<style>D100</style>
<description>DJ MENS S/S PIMA PIQUE POLO</description>
<color>BLACK</color>
<size>M</size>
<pieces>12</pieces>
<price>10.99</price>
<amount>131.88</amount>
<warehouse>PH</warehouse>
<weight>9.9456</weight>
<itemcode>B21058514</itemcode>
<upccode>00882849006500</upccode>
<shippnumber>78389932</shippnumber>
<shipstatus>Shipped</shipstatus>
<deliverydate>06/22/16</deliverydate>
</lineitem>
```



```
</shoppingbox>
<shippingpage>
<shiptoaddresses>
<address>
<attention/>
<company>Test Inc</company>
<address1>16 Main Street</address1>
<address2/>
<address3/>
<city>Falls</city>
<state>PA</state>
<zipcode>19054</zipcode>
<residence>N</residence>
<email>edisupport@alphabroder.com</email>
</address>
</shiptoaddresses>
</shippingpage>
<shipviapage>
<shipmethods>
<shipmethod warehouse="PH">
<selectoption>
<shippernumber>78x899xx</shippernumber>
<optcode>UPS-Surface</optcode>
<display>UPS-Surface</display>
<freightestimate>12.5</freightestimate>
<shipstatus>Shipped</shipstatus>
<transitdays>1</transitdays>
<deliverydate>06/22/16</deliverydate>
<tracking>1Z4R723F7XXXXX87X4</tracking>
</selectoption>
</shipmethod>
</shipmethods>
</shipviapage>
<invoiceinfo>
<invoicenum>8288XX59</invoicenum>
<invoicedate>06/22/16</invoicedate>
<invoiceduedate>07/06/16</invoiceduedate>
<invoiceamt>144.38</invoiceamt>
</invoiceinfo>
</order>
```

## Chapter 8 Shipment Extract

This extract is available in 6 versions. The file name begins with shipments- followed by company (either alp or can), account number and ends with .txt (for example: shipments-alp-1202992.txt). You can receive this file once a day or multiple times throughout the day. The file will continue to build through the day. If the file is generated between 1:00 AM and 7:00 AM; it is prior day and same day. 8:00 AM to 11:00 PM is same day. There is no 12:00 AM file available. You can choose to have it delivered once or multiple times throughout the day.

Customer requirements to be provided to alphabroder:

- Account Number and name
- FTP location/IP Address
- Username & Password
- Directory to pushed files
- Email address(s) for Notification

| Version 1                         | Version 2                         | Version 3                               |
|-----------------------------------|-----------------------------------|---|
| 1. Customer PO Number             | 1. Customer PO Number             | 1. Customer PO Number                   |
| 2. Broder Order Number            | 2. Broder Order Number            | 2. Broder Order Number                  |
| 3. Entered-by                     | 3. Entered-by                     | 3. Order Reference Number<br>(from XML) |
| 4. Order quantity                 | 4. Order quantity                 | 4. Entered-by                           |
| 5. Item Number                    | 5. Item Number                    | 5. Order quantity                       |
| 6. Style Code                     | 6. Style Code                     | 6. Item Number                          |
| 7. Color Code                     | 7. Color Code                     | 7. Style Code                           |
| 8. Color Description              | 8. Color Description              | 8. Color Code                           |
| 9. Size Code                      | 9. Size Code                      | 9. Color Description                    |
| 10. Size Description              | 10. Size Description              | 10. Size Code                           |
| 11. Date Created                  | 11. Date Created                  | 11. Size Description                    |
| 12. Time Created                  | 12. Time Created                  | 12. Date Created                        |
| 13. Invoice Number                | 13. Invoice Number                | 13. Time Created                        |
| 14. Invoice Amount                | 14. Invoice Amount                | 14. Invoice Number                      |
| 15. Shipped Quantity              | 15. Shipped Quantity              | 15. Invoice Amount                      |
| 16. Ship Date                     | 16. Ship Date                     | 16. Shipped Quantity                    |
| 17. Carrier                       | 17. Carrier                       | 17. Ship Date                           |
| 18. (Blank)                       | 18. (Blank)                       | 18. Carrier                             |
| 19. Number of Boxes<br>Shipped    | 19. Number of Boxes<br>Shipped    | 19. (Blank)                             |
| 20. Freight Tracking<br>Number(s) | 20. Item Price                    | 20. Number of Boxes Shipped             |
|                                   | 21. Total Charges                 | 21. Item Price                          |
|                                   | 22. Freight                       | 22. Total Charges                       |
|                                   | 23. Freight Tracking<br>Number(s) | 23. Freight                             |
|                                   |                                   | 24. Freight Tracking Number(s)          |

| Version 4                               | Version 5                               | Version 6   |
|---|---|---|
| 1. Customer PO Number                   | 1. Customer PO Number                   | 1. Customer PO Number   |
| 2. Broder Order Number                  | 2. Broder Order Number                  | 2. Broder Order Number  |
| 3. Order Reference Number<br>(from XML) | 3. Order Reference Number<br>(from XML) | 3. Order Reference Number<br>(from XML)   |
| 4. Entered-by                           | 4. Entered-by                           | 4. Entered-by   |
| 5. Order quantity                       | 5. Order quantity                       | 5. Order quantity   |
| 6. Item Number                          | 6. Item Number                          | 6. Item Number  |
| 7. Style Code                           | 7. Style Code                           | 7. Style Code   |
| 8. Color Code                           | 8. Color Code                           | 8. Color Code   |
| 9. Color Description                    | 9. Color Description                    | 9. Color Description  |
| 10. Size Code                           | 10. Size Code                           | 10. Size Code   |
| 11. Size Description                    | 11. Size Description                    | 11. Size Description  |
| 12. Date Created                        | 12. Date Created                        | 12. Date Created  |
| 13. Time Created                        | 13. Time Created                        | 13. Time Created  |
| 14. Invoice Number                      | 14. Invoice Number                      | 14. Invoice Number  |
| 15. Invoice Amount                      | 15. Invoice Amount                      | 15. Invoice Amount  |
| 16. Shipped Quantity                    | 16. Shipped Quantity                    | 16. Shipped Quantity  |
| 17. Ship Date                           | 17. Ship Date                           | 17. Ship Date   |
| 18. Warehouse Code                      | 18. Warehouse Code                      | 18. Warehouse Code  |
| 19. Days In Transit                     | 19. Days In Transit                     | 19. Days In Transit   |
| 20. Carrier                             | 20. Carrier                             | 20. Carrier   |
| 21. (Blank)                             | 21. (Blank)                             | 21. (Blank)   |
| 22. Number of Boxes Shipped             | 22. Number of Boxes Shipped             | 22. Number of Boxes Shipped   |
| 23. Item Price                          | 23. Item Price                          | 23. Item Price  |
| 24. Total Charges                       | 24. Total Charges                       | 24. Total Charges   |
| 25. Freight                             | 25. Freight \$                          | 25. Freight \$  |
| 26+ Freight Tracking<br>Number(s)       | 26. GTIN                                | 26. GTIN  |
|   | 27. Company to                          | 27. Company to  |
|   | 28. Street Address 1                    | 28. Street Address 1  |
|   | 29. Street Address 2                    | 29. Street Address 2  |
|   | 30. City                                | 30. City  |
|   | 31. State                               | 31. State   |
|   | 32. Zip                                 | 32. Zip   |
|   | 33. Country                             | 33. Country   |
|   | 34+ Freight Tracking<br>Number(s)       | 34+ Freight Tracking<br>Number(s)   |
|   |   | <b>***Note that the freight tracking<br/>number is pipe (   ) delimited.***</b> |

Sample file. Version 4

```

CXIZSCOX,78912345,78912345,IMPORT,2,B11007517,g500,51,BLACK,7,2XL,10/31/2016,15:43:12,75405887,18.29,2,11/01/16,CC,1,UPSS,,1,2.96,5.92,7.09,12000WYX1234567890
CXIZSCOX,78912345,78912345,IMPORT,2,B11007007,g500,00,WHITE,7,2XL,10/31/2016,15:43:12,75405887,18.29,2,11/01/16,CC,1,UPSS,,1,2.64,5.28,7.09,12000WYX1234567890
3XTOE90X,78912346,78912346,IMPORT,1,B110AL142,Y3229,14,WHITE/ SP MAROON,2,XS,10/31/2016,17:06:51,75485901,19.88,1,11/01/16,CC,1,UPSS,,1,5.99,5.99,7.09,12000WYX1234567890
3XTOE90X,78912346,78912346,IMPORT,1,B15007435,g240,43,CHARCOAL,5,L,10/31/2016,17:06:51,75405901,19.88,1,11/01/16,CC,1,UPSS,,1,3.4,3.4,7.09,12000WYX1234567890
3XTOE90X,78912346,78912346,IMPORT,1,B15007515,g240,51,BLACK,5,L,10/31/2016,17:06:51,75405901,19.88,1,11/01/16,CC,1,UPSS,,1,3.4,3.4,7.09,12000WYX1234567890
7XQXOXOX,78912347,78912347,IMPORT,1,B06230517,4980,51,BLACK,7,2XL,10/31/2016,23:42:27,75406195,41.04,1,11/01/16,CC,4,UPSL,,1,4.46,4.46,7.09,12001WYX1234567890

```

## Chapter 9 Carton Extract

### Customer requirement:

- Provide to alphabroder
  - Account Number and name
  - FTP location/IP Address
  - Username & Password
  - Directory to pushed files
  - Email address(s) for Notification

This extract is available in 3 versions. The file name begins with cartons- followed by company (either alp or can), account number and ends with .txt (for example: cartons-alp-1202992.txt). You can receive this file once a day or multiple times throughout the day. The file will continue to build through the day. If the file is generated between 1:00 AM and 7:00 AM; it is prior day and same day. 8:00 AM to 11:00 PM is same day. There is no 12:00 AM file available. You can choose to have it delivered once or multiple times throughout the day.

Carton File Layout – three versions of this file are offered.

| Version 1                | Version 2                | Version 3                |
|--------------------------|--------------------------|--------------------------|
| Company                  | Company                  | Company                  |
| Customer PO Number       | Customer PO Number       | Customer PO Number       |
| alphabroder Order Number | alphabroder Order Number | alphabroder Order Number |
| UPS Tracking Number      | UPS Tracking Number      | UPS Tracking Number      |
| Carton Number            | Carton Number            | Carton Number            |
| Item Number              | Item Number              | Item Number              |
| Item Description         | Item Description         | Item Description         |
| Quantity in Box          | Quantity in Box          | Quantity in Box          |
|                          | GTIN/UPC                 | GTIN/UPC                 |
|                          |                          | Warehouse code           |

### Sample data:

#### V3:

ALP,t123,78899885,600670383,C004784732,B11107003,g200 WHITE S,72,00821780003735,CC  
 ALP,t123,78899885,600670383,C004784733,B11107003,g200 WHITE S,4,00821780003735,CC  
 ALP,t123,78899885,600670383,C004784733,B11107004,g200 WHITE M,2,00821780001001,CC  
 ALP,t123,78899885,600670383,C004784711,B11107006,g200 WHITE XL,1440,00821780001003,CC  
 ALP,p789,78899884,1Z203WY40347847882,C004784789,B11107003,g200 WHITE S,2,00821780003735,CC  
 ALP,p789,78899884,1Z203WY40347847882,C004784789,B11107004,g200 WHITE M,2,00821780001001,CC

## Chapter 10 Invoice Extract

The invoice extract contains data specific to each invoice. It is available in three versions.

| <b>Version 1</b>        | <b>Version 2</b>        | <b>Version 3</b>        |
|-------------------------|-------------------------|-------------------------|
| Invoice Number          | Invoice Number          | Invoice Number          |
| Order Number            | Order Number            | Order Number            |
| Customer PO Number      | Customer PO Number      | BO Number ( -1, -2)     |
| Open Balance on invoice | Open balance on invoice | Customer PO Number      |
| Invoice Date            | Invoice Date            | Open balance on invoice |
|                         | Invoice Total           | Invoice Date            |
|                         | Freight Amount          | Invoice Total           |
|                         |                         | Freight Amount          |
|                         |                         | Restocking Fee \$       |

This is a once daily file. It provides the above information for invoices on the day it is generated.

## Chapter 11 **Decoration Orders**

### **Heat Seal &/or Embroidery Decoration Orders at alphabroder:**

**Approval for order submission is needed from Sales and Decoration Services management, please reach out to your sales contact prior to beginning development work.**

Requirements: Order file is provided in a specified xml file layout (see: **Xml File Spec**) along with artwork image files. The artwork image files have a maximum size of 25 MB. File types accepted: dst, png, jpg, svg and eps.

Order files are processed via FTP or API.

Images must be placed on alphabroder FTP server (access and location to be provided).

File naming conventions are required:

**Only files with an .xml extension will be processed**

<div>-<cust#><anything>.xml

<div> is “alp” for US customers, “can” for Canadian customers

<cust#> is your alphabroder customer#

<anything> is your choice, perhaps a date stamp, your order number or a combination

**Sample: alp-1304461-ctest10.xml**

**Submitting a file:** Please contact EDI Support (edisupport@alphabroder.com) to have an FTP account set up for your account. Please note, if you already have one, you still need to contact EDI Support to set up decoration specific folders and internal account information. Provide email address to receive order error emails.

*IN DEV (BUT NOT PRODUCTION) YOU WILL ALSO NEED OUR DEV ACCESS USER-ID & PASSWORD (This information will be provided by EDI Support).*

FTP users: Place all order and image files into the “decoOrders” subfolder on the FTP server. A scheduled process will run to pick up and process the orders. You will receive emails in whatever manner you have chosen for your other orders

API users: Place all images for your order into your “decoOrders” subfolder on the FTP server. Uploading programmatically will depend on your system and what you normally use to “POST” to a document:

Whatever method is used to post, you must supply the following parameters (case sensitive):

userName

password

cn

FILE1

AND whatever additional parameter will direct the command to follow redirects

The following is a sample curl command if you use curl (this must all be on one line and the -L is mandatory – it specifies that redirects are to be followed):

```
/usr/bin/curl -L --compressed --connect-timeout 5 --fail --verbose --user webdev:alpdev --output /usr/dbs/rt10/rtbwork/gwintner/dddtest.xml --form "userName=1304461" --form "password=test1304461" --form "cn=1304461" --form "FILE1=@alp-1304461ctest14.xml" https://dev.alphashirt.com/cgi-bin/decoOrderUploadFile.cgi --show-error 2>> /usr/dbs/rt10/rtbwork/gwintner/ddderr.txt
```

To upload from a web page use the following URLs:

<https://dev.alphashirt.com/deco-order.htm> for testing or

<https://www.alphashirt.com/deco-order.htm> for production

You must use valid alphabroder web credentials in the following form. Note, a slight delay may be encountered while the images are retrieved. The xml response will come to your web page.

All successfully processed order files and their related image files are moved to the decoOrders/done subfolder on your ftp account.

Testing in our development environment is required prior to live orders being accepted.

Xml File Spec:

<order> **Order**

<cust-po> **At least 1 PO required per Order.**

<order-type>"EH/SP/BL</order-type> **Required. EH=Embroidery / Heat Seal, EH Orders can have Deco Type E and H mixed within PO Lines and Decorations.**

<po-num></po-num> **Required. PO Number must be unique for this Customer. (Validated in FDM4) Invalid PO Number will generate a hard error.**

<reorder-deco-po-num></reorder-deco-po-num> **Optional. Not in use yet.**

<whse></whse> **Required. ALP = KC, CAN = RC**

<cust-number></cust-number> **Required. Must be a valid alphabroder Customer Number. If invalid this should generate a hard error.**

<carrier-code></carrier-code> **Optional. If present, must be a valid alphabroder Carrier Code. If not present system will default to UPS Ground. If invalid this should generated a hard error.**

<ship-to-company></ship-to-company> **Required. Free text.**

<ship-to-attn></ship-to-attn> **Optional. Free text.**

<ship-to-addr1></ship-to-addr1> **Required. Must be a valid Street Address.**

<ship-to-addr2></ship-to-addr2> **Optional. Free text.**

<ship-to-city></ship-to-city> **Required. Must be a valid City.**

<ship-to-state></ship-to-state> **Required. Must be a valid State Code.**

<ship-to-zip></ship-to-zip> **Required. Must be a valid Postal Code.**

<broder-vendor-num></broder-vendor-num> **Optional. This field is our Vendor Number in the Customer's system.**

<comment></comment> **Optional. Free text.**

<email-addr></email-addr> **Required. Must be a valid email address format.**

<ship-date></ship-date> **Optional.** If present, this represents the Date the Customer expect the completed order to ship to them. For DECO orders, must be 7 days from current date. If the Ship Date is invalid, a soft error is generated, but the order will not fail.

<items> **Required.** List of all items on the Order.

<item> **Required.** Must be at least 1 item on the Order.

<item-number></item-number> **Required.** Can be alphabroder ItemNumber or can be a GTIN. Must be a valid alphabroder Item Number or GTIN. If this is a DECO order, this needs to be decoratable for the given Deco Type(s). If invalid this should generate a hard error.

<quantity></quantity> **Required.** Must be numeric, whole number, and be > 0. If invalid this should generate a hard error.

<cust-item-num></cust-item-num> **Optional.** Represents the Item Number in the Customer's system.

<po-line-num></po-line-num> **Required.** Must be sequential starting at 1. If invalid this should generate a hard error.

<add-on-items> **Optional.** Add On Items are only valid for Decorated Orders.

<add-on-item> **If Add On Items, then there must be at least 1 Add On Item.**

<add-on-item-number></add-on-item-number> **If Add On Item, this must correspond to a valid alphabroder Item Number. Item number must be valid for the Decoration Type. Invalid Add On Items should generate a soft error.**

</add-on-item>

...

</add-on-items>

<decorations> **Must be present for a DECO order – unless <reorder-deco-po-num> is valued. If <decorations> exist and <reorder-deco-po-num> is valued, a Soft Error will be generated.**

<decoration> **If Decorations, must have at least 1 Decoration**

<deco-type>"E/H/S"</deco-type> **Required.** E=Embroidery, H=Heat Seal. Orders can have Deco Type E and H mixed within PO Lines and Decorations.

<decoration-id></decoration-id> **Optional.** Will be present for Orders re-using existing artwork – not use yet.

<production-art-file-name></production-art-file-name> **If there is a Decoration ID, then this should be blank, otherwise this is Required and should represent an Image File Name located on the FTP. Invalid values when Required will generate a hard error.**

<placement-code></placement-code> **Required** and should be a valid Placement Code relative the the Deco Type passed in. Invalid Placement Codes will generate hard errors.

<width></width> **Optional** and should represent the Width of the Logo

<height></height> **Optional** and should represent the Height of the Logo.

<colors> **Colors are only valid for Deco Type = E, where there is no Decoration ID passed in, and the Production Art File ends with .dst extension.**

<color> **If Colors, then there must be at least 1 Color**

<thread-chart></thread-chart> **If Color, this is Required and must correspond to a valid Thread Chart in the Interface DB.**



Broder Bros., Co.

<thread-stop>1</thread-stop> **If Color, this is Required and is sequential based on the number of colors.**

<color-number></color-number> **If Color, this is Required and must correspond to a valid Thread Color in the Interface DB relative to the Thread Chart passed in.**

</color>

...

</colors>

</decoration>

...

</decorations>

</item>

...

</items>

</cust-po>

...

</order>

**Deco Related Extracts:** Deco Colors, Deco Placement Codes, Deco Threads – these three files are used in conjunction with the xml file. Placement code on the xml file must be on the deco placement code file. Thread chart 13 is alphabroder’s preferred thread chart. Thread chart and colors must be on these files or the xml response will generate a hard error. Available FTP

**Error Messages:** If the file contains errors, you will be notified via the XML and email, if you are set up to receive errors via email as well as your deco coordinator. The following is a list of messages you may encounter.

**Messages:**

- CRITICAL ERROR: "<file name>" FILE COULD NOT BE READ
- <po#> customer order with this PO# already exists (duplicate customer POs are not allowed)
- blank PO number in file
- duplicate PO number in file (you used it twice in this order file)
- Missing or invalid cust# for <po#>
- <po#> customer# <cust#> is not valid for EASI partner <partner-id> (you mistyped your cust#)
- No cust# specified for <po#> (you left it blank)
- Credit card customer <cust-number> has no valid / primary card.
- <po#> Warehouse is not a valid decoration warehouse (currently only KC is set up to do decoration)
- No deco warehouse found for " <po#> " notify AlphaBroder IT Dept"
- Can't assign deco warehouse on order (if not specified and can't find by zip)
- Name/Address/City/St/Zip is blank on <po#> (we have to have shipping data)
- Invalid Address City/St/Zip on <po#>
- <po#> Invalid item-number / gtin-code <item#> (you may use either item# or gtin but it must be valid)
- <po#> missing item-number / gtin-code
- <po#> <item/gtin> is not a valid item add-on.

## Broder Bros., Co.

- <po#> Invalid order add-on <gtin/item>
- <po#> item cannot be decorated <item-number / gtin-code>
- <po#> <item-number>/<gtin-code> po-line number is not a valid integer
- <po#> <item-number>/<gtin-code> quantity must be greater than zero
- No image specified for <item# / gtin-code> (each item on the order must have a related image)
- <name>.dst image cannot be used for heat-seal
- <image name> image height is not a valid numeric
- <image name> image width is not a valid numeric
- <image name> placement <code> is not valid for this style <style-code>
- <po#><image name> thread chart <chart-id> color-number <color-number> is not a valid choice.
- <image name> thread chart <chart-id> color-number <color-number> 'stop' data is missing
- Order Number Sequence Error - Report to AlphaBroder IT Dept
- Order <order-number> is in use -- notify AlphaBroder IT Dept
- <po#> Unable to create line notify AlphaBroder IT Dept
- <po#> Unable to create AddOn line notify AlphaBroder IT Dept
- Can't get image files for <customer number> -- FTP failure
- Image file <name> could not be retrieved.

**Sample xml file with dst image:**

```

<order>
<cust-po>
  <order-type>EH</order-type>
  <po-num>12345219</po-num>
  <whse>KC</whse>
  <cust-number>YourAcctNumHere</cust-number>
  <carrier-code>UPS-Surface</carrier-code>
  <ship-to-company>Test Inc.</ship-to-company>
  <ship-to-attn>John Doe</ship-to-attn>
  <ship-to-addr1>123 South Main Street</ship-to-addr1>
  <ship-to-city>Orrville</ship-to-city>
  <ship-to-state>OH</ship-to-state>
  <ship-to-zip>44667</ship-to-zip>
  <broder-vendor-num>12345</broder-vendor-num>
  <comment>This is where a comment can be entered.</comment>
  <email-addr>johndoe@test.com</email-addr>
  <ship-date>1/16/2018</ship-date>
</items>
<item>
  <item-number>B21058004</item-number>
  <quantity>1</quantity>
  <po-line-num>1</po-line-num>
  <decorations>
    <decoration>
      <deco-type>E</deco-type>
      <production-art-file-name>28e86b69-Logo.dst</production-art-file-name>
      <placement-code>RC</placement-code>
    </decoration>
  </decorations>
</item>
<item>
  <item-number>B21058005</item-number>

```

---

Broder Bros., Co.

```
<quantity>1</quantity>
<po-line-num>2</po-line-num>
<decorations>
  <decoration>
    <deco-type>E</deco-type>
    <production-art-file-name>28e86b69-Logo.dst</production-art-file-name>
    <placement-code>RC</placement-code>
  </decoration>
</decorations>
</item>
</items>
</cust-po>
</order>
```

## Chapter 12 Promo Standards

What is Promo Standards? Open standards that were created by industry participants to improve customer experience. You must have an account, a valid web username and password with alphabroder and/or alphabroder Canada. Please reach out to EDI Support at [edisupport@alphabroder.com](mailto:edisupport@alphabroder.com) or through the Promo Standards website.

### Production:

|             |                                   |       |   |   |
|-------------|-----------------------------------|-------|---|---|
| A<br>L<br>P | Order Status                      | 1.0.0 | <a href="https://services.alphabroder.com/OS/OrderStatus.svc">https://services.alphabroder.com/OS/OrderStatus.svc</a>                               | <a href="https://services.alphabroder.com/OS/WSDL/1.0.0/OrderStatusService.wsdl">https://services.alphabroder.com/OS/WSDL/1.0.0/OrderStatusService.wsdl</a>                               |
| A<br>L<br>P | Inventory                         | 1.2.1 | <a href="https://services.alphabroder.com/inventory/InventoryService.svc">https://services.alphabroder.com/inventory/InventoryService.svc</a>       | <a href="https://services.alphabroder.com/inventory/WSDL/v1/InventoryService.wsdl">https://services.alphabroder.com/inventory/WSDL/v1/InventoryService.wsdl</a>                           |
| A<br>L<br>P | Order Shipment Notification       | 1.0.0 | <a href="https://services.alphabroder.com/OSN/OrderShipmentNotification.svc">https://services.alphabroder.com/OSN/OrderShipmentNotification.svc</a> | <a href="https://services.alphabroder.com/OSN/WSDL/1.0.0/OrderShipmentNotificationService.wsdl">https://services.alphabroder.com/OSN/WSDL/1.0.0/OrderShipmentNotificationService.wsdl</a> |
| A<br>L<br>P | Product Data                      | 1.0.0 | <a href="https://services.alphabroder.com/productData/service/index.php">https://services.alphabroder.com/productData/service/index.php</a>         | <a href="https://services.alphabroder.com/productData/wSDL/ProductDataService.wsdl">https://services.alphabroder.com/productData/wSDL/ProductDataService.wsdl</a>                         |
| A<br>L<br>P | Media Content                     | 1.1.0 | <a href="https://services.alphabroder.com/media/service/index.php">https://services.alphabroder.com/media/service/index.php</a>                     | <a href="https://services.alphabroder.com/media/wSDL/MediaContentService.wsdl">https://services.alphabroder.com/media/wSDL/MediaContentService.wsdl</a>                                   |
| A<br>L<br>P | Product Pricing and Configuration | 1.0.0 | <a href="https://services.alphabroder.com/productConfig/service/index.php">https://services.alphabroder.com/productConfig/service/index.php</a>     | <a href="https://services.alphabroder.com/productConfig/wSDL/PricingAndConfiguration.wsdl">https://services.alphabroder.com/productConfig/wSDL/PricingAndConfiguration.wsdl</a>           |
| A<br>L<br>P | Invoice                           | 0.0.1 | <a href="https://services.alphabroder.com/invoice/service/index.php">https://services.alphabroder.com/invoice/service/index.php</a>                 | <a href="https://services.alphabroder.com/invoice/wSDL/InvoiceService.wsdl">https://services.alphabroder.com/invoice/wSDL/InvoiceService.wsdl</a>   |
| C<br>A<br>N | Order Status                      | 1.0.0 | <a href="https://services.alphabroder.ca/OS/OrderStatus.svc">https://services.alphabroder.ca/OS/OrderStatus.svc</a>                                 | <a href="https://services.alphabroder.ca/OS/WSDL/1.0.0/OrderStatusService.wsdl">https://services.alphabroder.ca/OS/WSDL/1.0.0/OrderStatusService.wsdl</a>                                 |
| C<br>A<br>N | Inventory                         | 1.2.1 | <a href="https://services.alphabroder.ca/inventory/InventoryService.svc">https://services.alphabroder.ca/inventory/InventoryService.svc</a>         | <a href="https://services.alphabroder.ca/inventory/WSDL/v1/InventoryService.wsdl">https://services.alphabroder.ca/inventory/WSDL/v1/InventoryService.wsdl</a>                             |

Broder Bros., Co.

|             |                                   |       |   |   |
|-------------|-----------------------------------|-------|---|---|
| C<br>A<br>N | Order Shipment Notification       | 1.0.0 | <a href="https://services.alphabroder.ca/OSN/OrderShipmentNotification.svc">https://services.alphabroder.ca/OSN/OrderShipmentNotification.svc</a> | <a href="https://services.alphabroder.ca/OSN/WSDL/1.0.0/OrderShipmentNotificationService.wsdl">https://services.alphabroder.ca/OSN/WSDL/1.0.0/OrderShipmentNotificationService.wsdl</a> |
| C<br>A<br>N | Product Data                      | 1.0.0 | <a href="https://services.alphabroder.ca/productData/service/index.php">https://services.alphabroder.ca/productData/service/index.php</a>         | <a href="https://services.alphabroder.ca/productData/wSDL/ProductDataService.wsdl">https://services.alphabroder.ca/productData/wSDL/ProductDataService.wsdl</a>                         |
| C<br>A<br>N | Media Content                     | 1.1.0 | <a href="https://services.alphabroder.ca/media/service/index.php">https://services.alphabroder.ca/media/service/index.php</a>                     | <a href="https://services.alphabroder.ca/media/wSDL/MediaContentService.wsdl">https://services.alphabroder.ca/media/wSDL/MediaContentService.wsdl</a>                                   |
| C<br>A<br>N | Product Pricing and Configuration | 1.0.0 | <a href="https://services.alphabroder.ca/productConfig/service/index.php">https://services.alphabroder.ca/productConfig/service/index.php</a>     | <a href="https://services.alphabroder.ca/productConfig/wSDL/PricingAndConfiguration.wsdl">https://services.alphabroder.ca/productConfig/wSDL/PricingAndConfiguration.wsdl</a>           |
| C<br>A<br>N | Invoice                           | 0.0.1 | <a href="https://services.alphabroder.ca/invoice/service/index.php">https://services.alphabroder.ca/invoice/service/index.php</a>                 | <a href="https://services.alphabroder.ca/invoice/wSDL/InvoiceService.wsdl">https://services.alphabroder.ca/invoice/wSDL/InvoiceService.wsdl</a>   |

**Development:**

|             |                             |       |   |   |
|-------------|-----------------------------|-------|---|---|
| A<br>L<br>P | Order Status                | 1.0.0 | <a href="https://devservices.alphabroder.com/OS/OrderStatus.svc">https://devservices.alphabroder.com/OS/OrderStatus.svc</a>                               | <a href="https://devservices.alphabroder.com/OS/WSDL/1.0.0/OrderStatusService.wsdl">https://devservices.alphabroder.com/OS/WSDL/1.0.0/OrderStatusService.wsdl</a>                               |
| A<br>L<br>P | Inventory                   | 1.2.1 | <a href="https://devservices.alphabroder.com/inventory/InventoryService.svc">https://devservices.alphabroder.com/inventory/InventoryService.svc</a>       | <a href="https://devservices.alphabroder.com/inventory/WSDL/v1/InventoryService.wsdl">https://devservices.alphabroder.com/inventory/WSDL/v1/InventoryService.wsdl</a>                           |
| A<br>L<br>P | Order Shipment Notification | 1.0.0 | <a href="https://devservices.alphabroder.com/OSN/OrderShipmentNotification.svc">https://devservices.alphabroder.com/OSN/OrderShipmentNotification.svc</a> | <a href="https://devservices.alphabroder.com/OSN/WSDL/1.0.0/OrderShipmentNotificationService.wsdl">https://devservices.alphabroder.com/OSN/WSDL/1.0.0/OrderShipmentNotificationService.wsdl</a> |
| A<br>L<br>P | Product Data                | 1.0.0 | <a href="https://devservices.alphabroder.com/productData/service/index.php">https://devservices.alphabroder.com/productData/service/index.php</a>         | <a href="https://devservices.alphabroder.com/productData/wSDL/ProductDataService.wsdl">https://devservices.alphabroder.com/productData/wSDL/ProductDataService.wsdl</a>                         |
| A<br>L<br>P | Media Content               | 1.1.0 | <a href="https://devservices.alphabroder.com/media/service/index.php">https://devservices.alphabroder.com/media/service/index.php</a>                     | <a href="https://devservices.alphabroder.com/media/wSDL/MediaContentService.wsdl">https://devservices.alphabroder.com/media/wSDL/MediaContentService.wsdl</a>                                   |

Broder Bros., Co.

|             |                                   |       |   |   |
|-------------|-----------------------------------|-------|---|---|
| A<br>L<br>P | Product Pricing and Configuration | 1.0.0 | <a href="https://devservices.alphabroder.com/productConfig/service/index.php">https://devservices.alphabroder.com/productConfig/service/index.php</a>     | <a href="https://devservices.alphabroder.com/productConfig/wSDL/PricingAndConfiguration.wsdl">https://devservices.alphabroder.com/productConfig/wSDL/PricingAndConfiguration.wsdl</a>           |
| A<br>L<br>P | Inventory                         | 2.0.0 | <a href="https://devservices.alphabroder.com/inventory-2-0/service/index.php">https://devservices.alphabroder.com/inventory-2-0/service/index.php</a>     | <a href="https://devservices.alphabroder.com/inventory-2-0/wSDL/InventoryService.wsdl">https://devservices.alphabroder.com/inventory-2-0/wSDL/InventoryService.wsdl</a>                         |
| A<br>L<br>P | Order Status (php)                | 1.0.0 | <a href="https://devservices.alphabroder.com/orderStatus-1-0/service/index.php">https://devservices.alphabroder.com/orderStatus-1-0/service/index.php</a> | <a href="https://devservices.alphabroder.com/orderStatus-1-0/wSDL/OrderStatusService.wsdl">https://devservices.alphabroder.com/orderStatus-1-0/wSDL/OrderStatusService.wsdl</a>                 |
| A<br>L<br>P | Invoice                           | 0.0.1 | <a href="https://devservices.alphabroder.com/invoice/service/index.php">https://devservices.alphabroder.com/invoice/service/index.php</a>                 | <a href="https://devservices.alphabroder.com/invoice/wSDL/InvoiceService.wsdl">https://devservices.alphabroder.com/invoice/wSDL/InvoiceService.wsdl</a>   |
| C<br>A<br>N | Order Status                      | 1.0.0 | <a href="https://devservices.alphabroder.com/OS/OrderStatus.svc">https://devservices.alphabroder.com/OS/OrderStatus.svc</a>                               | <a href="https://devservices.alphabroder.com/OS/WSDL/1.0.0/OrderStatusService.wsdl">https://devservices.alphabroder.com/OS/WSDL/1.0.0/OrderStatusService.wsdl</a>                               |
| C<br>A<br>N | Inventory                         | 1.2.1 | <a href="https://devservices.alphabroder.com/inventory/InventoryService.svc">https://devservices.alphabroder.com/inventory/InventoryService.svc</a>       | <a href="https://devservices.alphabroder.com/inventory/WSDL/v1/InventoryService.wsdl">https://devservices.alphabroder.com/inventory/WSDL/v1/InventoryService.wsdl</a>                           |
| C<br>A<br>N | Order Shipment Notification       | 1.0.0 | <a href="https://devservices.alphabroder.com/OSN/OrderShipmentNotification.svc">https://devservices.alphabroder.com/OSN/OrderShipmentNotification.svc</a> | <a href="https://devservices.alphabroder.com/OSN/WSDL/1.0.0/OrderShipmentNotificationService.wsdl">https://devservices.alphabroder.com/OSN/WSDL/1.0.0/OrderShipmentNotificationService.wsdl</a> |
| C<br>A<br>N | Product Data                      | 1.0.0 | <a href="https://devservices.alphabroder.com/productData/service/index.php">https://devservices.alphabroder.com/productData/service/index.php</a>         | <a href="https://devservices.alphabroder.com/productData/wSDL/ProductDataService.wsdl">https://devservices.alphabroder.com/productData/wSDL/ProductDataService.wsdl</a>                         |
| C<br>A<br>N | Media Content                     | 1.1.0 | <a href="https://devservices.alphabroder.com/media/service/index.php">https://devservices.alphabroder.com/media/service/index.php</a>                     | <a href="https://devservices.alphabroder.com/media/wSDL/MediaContentService.wsdl">https://devservices.alphabroder.com/media/wSDL/MediaContentService.wsdl</a>                                   |
| C<br>A<br>N | Product Pricing and Configuration | 1.0.0 | <a href="https://devservices.alphabroder.com/productConfig/service/index.php">https://devservices.alphabroder.com/productConfig/service/index.php</a>     | <a href="https://devservices.alphabroder.com/productConfig/wSDL/PricingAndConfiguration.wsdl">https://devservices.alphabroder.com/productConfig/wSDL/PricingAndConfiguration.wsdl</a>           |
| C<br>A<br>N | Inventory                         | 2.0.0 | <a href="https://devservices.alphabroder.com/inventory-2-0/service/index.php">https://devservices.alphabroder.com/inventory-2-0/service/index.php</a>     | <a href="https://devservices.alphabroder.com/inventory-2-0/wSDL/InventoryService.wsdl">https://devservices.alphabroder.com/inventory-2-0/wSDL/InventoryService.wsdl</a>                         |

---

Broder Bros., Co.

|             |                       |       |   |   |
|-------------|-----------------------|-------|---|---|
| C<br>A<br>N | Order Status<br>(php) | 1.0.0 | <a href="https://devservices.alphabroder.ca/orderStatus-1-0/service/index.php">https://devservices.alphabroder.ca/orderStatus-1-0/service/index.php</a> | <a href="https://devservices.alphabroder.ca/orderStatus-1-0/wsd/OrderStatusService.wsdl">https://devservices.alphabroder.ca/orderStatus-1-0/wsd/OrderStatusService.wsdl</a> |
| C<br>A<br>N | Invoice               | 0.0.1 | <a href="https://devservices.alphabroder.ca/invoice/service/index.php">https://devservices.alphabroder.ca/invoice/service/index.php</a>                 | <a href="https://devservices.alphabroder.ca/invoice/wsd/InvoiceService.wsdl">https://devservices.alphabroder.ca/invoice/wsd/InvoiceService.wsdl</a>                         |

Please visit <http://www.promostandards.org/> for additional information about Promo Standards.

## Chapter 13 EDI X12

EDI X12 is a data format based on ASC X12 standards. It is used to exchange data between trading partner business applications. Data is structured in mutually agreed message formats.

### **Terminology:**

Standard – rules for formatting

Transaction Set – Business document

Data Segment – Line of information

Data Element – Unit of Information

### **Transactions:**

850 – Purchase order

855 – Purchase order acknowledgement

810 - Invoice

856 – Advanced shipment notification

997- Functional acknowledgement

Contact EDI Support at [edisupport@alphabroder.com](mailto:edisupport@alphabroder.com) to discuss implementation, mapping guidelines and trading partner agreements.




## Chapter 14 Warehouses

The following list is the city, state (warehouse code shown on inventory file) for our warehouses. List as of 1/1/2018.

1. Seattle, WA (WA)
2. Fresno, CA (CN)
3. Orlando, FL (FO)
4. Denver, CO (CD)
5. Kansas City, KS (KC)
6. Dallas, TX (TD)
7. Chicago, IL (CC)
8. Middleboro, MA (MA)
9. Harrisburg, PA (PH)
10. Atlanta, GA (GD)
11. Richmond Hill, Ontario (RH) Only available in alphabroder Canada.

We also have a number of drop ship warehouses. These warehouses are vendor warehouses who drop ship direct to you or to your customer.

For more information about our warehouses, visit our website.



- |                     |                    |  |
|---------------------|--------------------|--|
| 1   Seattle, WA     | 6   Dallas, TX     | 10   Atlanta, GA                       |
| 2   Fresno, CA      | 7   Chicago, IL    | 11   Philadelphia, PA (Express Pickup) |
| 3   Orlando, FL     | 8   Middleboro, MA | 12   Richmond Hill, Ontario            |
| 4   Denver, CO      | 9   Harrisburg, PA |  |
| 5   Kansas City, KS |                    |  |

## Chapter 15 – Product Data Information

### Product-Catalog API

The Product Catalog API contains the catalog/website information for a style. This data includes catalog description, page number, color (code, name group), product image, category, companions and specifications by size.

Development: [https://dev.alphashirt.com/cgi-bin/online/xml/prod-detail-request.w?sr=\[enter style number here\]&userName=\[your info\]&password=\[your info\]](https://dev.alphashirt.com/cgi-bin/online/xml/prod-detail-request.w?sr=[enter style number here]&userName=[your info]&password=[your info])

Production: [https://www.alphashirt.com/cgi-bin/online/xml/prod-detail-request.w?sr=\[enter style number here\]&userName=\[your info\]&password=\[your info\]](https://www.alphashirt.com/cgi-bin/online/xml/prod-detail-request.w?sr=[enter style number here]&userName=[your info]&password=[your info])

Canada Development: [https://dev.alphabroder.ca/cgi-bin/online/xml/prod-detail-request.w?sr=\[enter style number here\]&userName=\[your info\]&password=\[your info\]](https://dev.alphabroder.ca/cgi-bin/online/xml/prod-detail-request.w?sr=[enter style number here]&userName=[your info]&password=[your info])

Canada Production: [https://www.alphabroder.ca/cgi-bin/online/xml/prod-detail-request.w?sr=\[enter style number here\]&userName=\[your info\]&password=\[your info\]](https://www.alphabroder.ca/cgi-bin/online/xml/prod-detail-request.w?sr=[enter style number here]&userName=[your info]&password=[your info])

### Sample Response:

```

-<products>
-<item stylecode="M700" prodcategory="155" categorypage="270" brandpage="270" brand="Harriton">
<catalogdescription>100% polyester microfiber; Mesh-lined body with nylon-lined raglan sleeves; Wind- and water-resistant; InconspicZip&#153;
for easy embroidery; Crossover knit V-neck collar with contrast tipping; Side-entry welt pockets; Comfortable elastic waistband and flat-knit cuffs;
Coverlock stitched front and back raglan sleeve detail; </catalogdescription>
<categorypagenum label="Catalog Page (Category):">270</categorypagenum>
<brandpagenum label="Catalog Page (Brand):">270</brandpagenum>
<shortdescription>M700 Harriton Microfibre Wind Shirt</shortdescription>
<brandlogoimage>http://dev.alphabroder.ca/images/can/millMedium/46.jpg</brandlogoimage>
<productimage>http://dev.alphabroder.ca/images/can/prodDetail/m700_68_p.jpg</productimage>
-<sizes>
<size sortorder="10" sizename="S" sizegroup="28" sizecode="3"/>
<size sortorder="20" sizename="M" sizegroup="28" sizecode="4"/>
<size sortorder="30" sizename="L" sizegroup="28" sizecode="5"/>
<size sortorder="40" sizename="XL" sizegroup="28" sizecode="6"/>
<size sortorder="50" sizename="2XL" sizegroup="1" sizecode="7"/>
<size sortorder="60" sizename="3XL" sizegroup="3" sizecode="8"/>
<size sortorder="70" sizename="4XL" sizegroup="4" sizecode="9"/>
</sizes>
-<colors>

-<color hexcode="000000,ffffff" default-color="default" colorname="BLACK/ WHITE" colorgroup="12" colorcode="60">
<colorsize sortorder="10" sizename="S" sizegroup="28" sizecode="3"/>
<colorsize sortorder="20" sizename="M" sizegroup="28" sizecode="4"/>
<colorsize sortorder="30" sizename="L" sizegroup="28" sizecode="5"/>
<colorsize sortorder="40" sizename="XL" sizegroup="28" sizecode="6"/>
<colorsize sortorder="50" sizename="2XL" sizegroup="1" sizecode="7"/>
<colorsize sortorder="60" sizename="3XL" sizegroup="3" sizecode="8"/>
<colorsize sortorder="70" sizename="4XL" sizegroup="4" sizecode="9"/>
</color>
-<color hexcode="1f2a44,e5e1e6" default-color="" colorname="NAVY/ WHITE" colorgroup="12" colorcode="54">
<colorsize sortorder="10" sizename="S" sizegroup="28" sizecode="3"/>
<colorsize sortorder="20" sizename="M" sizegroup="28" sizecode="4"/>

```

Broder Bros., Co.

```

<colorsize sortorder="30" sizename="L" sizegroup="28" sizecode="5"/>
<colorsize sortorder="40" sizename="XL" sizegroup="28" sizecode="6"/>
<colorsize sortorder="50" sizename="2XL" sizegroup="1" sizecode="7"/>
<colorsize sortorder="60" sizename="3XL" sizegroup="3" sizecode="8"/>
<colorsize sortorder="70" sizename="4XL" sizegroup="4" sizecode="9"/>
</color>
-<color hexcode="E4DBC6,000000" default-color="" colormame="STONE/ BLACK" colorgroup="12" colorcode="68">
<colorsize sortorder="10" sizename="S" sizegroup="28" sizecode="3"/>
<colorsize sortorder="20" sizename="M" sizegroup="28" sizecode="4"/>
<colorsize sortorder="30" sizename="L" sizegroup="28" sizecode="5"/>
<colorsize sortorder="40" sizename="XL" sizegroup="28" sizecode="6"/>
<colorsize sortorder="50" sizename="2XL" sizegroup="1" sizecode="7"/>
<colorsize sortorder="60" sizename="3XL" sizegroup="3" sizecode="8"/>
<colorsize sortorder="70" sizename="4XL" sizegroup="4" sizecode="9"/>
</color>
</colors>
-<categories>
<category mktcategorydesc="Outerwear" mktcategorycode="070"/>
</categories>
<sizes/>
<companions/>
-<specifications>
-<spectype description="BODY LENGTH">
<specification specsizvalue="28" specsizcode="S"/>
<specification specsizvalue="28.75" specsizcode="M"/>
<specification specsizvalue="29.5" specsizcode="L"/>
<specification specsizvalue="30.25" specsizcode="XL"/>
<specification specsizvalue="31" specsizcode="2XL"/>
<specification specsizvalue="32" specsizcode="3XL"/>
<specification specsizvalue="33" specsizcode="4XL"/>
</spectype>
-<spectype description="BODY WIDTH">
<specification specsizvalue="24" specsizcode="S"/>
<specification specsizvalue="25.5" specsizcode="M"/>
<specification specsizvalue="27" specsizcode="L"/>
<specification specsizvalue="28.5" specsizcode="XL"/>
<specification specsizvalue="30" specsizcode="2XL"/>
<specification specsizvalue="32" specsizcode="3XL"/>
<specification specsizvalue="34" specsizcode="4XL"/>
</spectype>
-<spectype description="CHEST">
<specification specsizvalue="36-38" specsizcode="S"/>
<specification specsizvalue="38-40" specsizcode="M"/>
<specification specsizvalue="42-44" specsizcode="L"/>
<specification specsizvalue="46-48" specsizcode="XL"/>
<specification specsizvalue="50-52" specsizcode="2XL"/>
<specification specsizvalue="54-56" specsizcode="3XL"/>
<specification specsizvalue="58-60" specsizcode="4XL"/>
</spectype>
-<spectype description="SLEEVE LENGTH">
<specification specsizvalue="33" specsizcode="S"/>
<specification specsizvalue="34.5" specsizcode="M"/>
<specification specsizvalue="36" specsizcode="L"/>
<specification specsizvalue="37.5" specsizcode="XL"/>
<specification specsizvalue="38" specsizcode="2XL"/>
<specification specsizvalue="38.5" specsizcode="3XL"/>
<specification specsizvalue="39" specsizcode="4XL"/>
</spectype>
</specifications>
</item>
</products>

```

## Data Files Available for Download from our Website

Please visit our website ([www.alphabroder.com](http://www.alphabroder.com) or [www.alphabroder.ca](http://www.alphabroder.ca)), after logging in navigate to Marketing -> Reference -> Product Info Download, a list of various files are available.

These files are all pulled from the data that is in our database. They are refreshed on a weekly basis. There may or may not be updates to the files.

They are also available via FTP.

These files are available in American English only.



“.csv” files are common, comma-delimited files.

“.gz” files are compressed with the “gzip” utility.

“.xls” files are Excel-specific files

Note – RXXX notation in file name varies (it is two or three digits and can change.)

### Overview of Available Files:

**Categories.csv** – General category information for products. It includes category codes and descriptions; matches “product code” columns in some of the files.

**Companions-comparables.csv** – Listing by style and how that style relates to other styles. Relations include: type – r = comparable, n = companion, u = suggested: sub-type: A = adult, I = infant, L = tall. M = men’s, T = toddler, W = ladies, Y = youth. Sub-type is not always populated.

**Feature-details.csv** – Product category, possible feature code and descriptions used for the category. The product category is on the styles file. Typically used in conjunction with the features.csv file. (Example – Possible sleeve lengths include short, long, or none).

**Features.csv** – The higher level features for a particular category. This is used in conjunction with the features details file. (Example – A shirt may have a sleeve length, a hat will not)

**Mills.csv** – Listing of all mills; includes images references and mill codes.

**Items\_RXXX.csv** – Item or sku level details. Includes GTIN number (we do not use UPC, we use GTIN). This is all active items. It includes descriptions, features, item weight, case quantity, pricing (not sale) and GTIN, PMS Codes.

**Style-attribute-values.csv** – Specifications or measurements by style (sleeve length, width, etc.).

**Style-attributes.csv** – A list of attributes that would/could be used at the style level. This is the general information file that goes with the style attributes details file.

**Style-features.csv** – The same file as the feature details but at the style level (rather than the product category level). The description goes with the feature code column number.

**Styles.csv** – This file contains style level details including: category, mill, and images. It also includes an item count by style.

**Warehouses.csv** - Listing of all of our warehouses. It includes active, inactive, virtual, and drop ship warehouses. The file lists the code (the two letter abbreviation that you see on the inventory file), name and city that the warehouse is located.

**AIIBDInfo:** This data is two files and is company specific.

For alphabroder:

- **AIIBDInfoALP\_PRC\_RXXX** – This file contains regular pricing at the item level (also has GTIN on it).
- **AIIBDInfoALP\_Prod** - This file is at the item level (sku level). It contains detailed information about each item including: catalog page number, color and size group codes, hex code, case quantities, product weight, GTIN, Launch Date (mm/yy) and more. It also contains PMS Codes.

For alphabroder Canada:

- **AIIBDInfoCAN\_PRC\_RXXX** – This file contains regular pricing at the item level (also has GTIN on it).
- **AIIBDInfoCAN\_Prod** - This file is at the item level (sku level). It contains detailed information about each item including: catalog page number, color and size group codes, hex code, case quantities, product weight, GTIN, Launch Date (mm/yy) and more. It also contains PMS Codes.

Note – RXXX notation in file name varies (it is three digits and can change.)

**alp-AllStyles.tar.gz** – Compressed archive of **all** .csv files for faster download in alphabroder.

**can-AllStyles.tar.gz** – Compressed archive of **all** .csv files for faster download in alphabroder Canada.

**Example of feature information and the relationship of the files:**

Categories file – category = 70, description = Outerwear

Features file - feature code =  
feature code 10, description is Adult  
feature code 160 description is Polyester  
feature code 160 description is Poly Fleece  
feature code 170 description is Athletic  
feature code 200 description is Ladies  
feature code 250 description is Lining  
feature code 280 description is Multicolored  
feature code 460 description is Fill zip  
feature code 530 description is Lightweight  
feature code 530 description is Midweight

Style features – Style 78697 feature code 10 = yes (Adult)  
Style 78697 feature code 160 = (Polyester)  
Style 78697 feature code 160 = (Poly Fleece)  
Style 78697 feature code 170 = (Athletic)  
Style 78697 feature code 200 = (Ladies)  
Style 78697 feature code 250 = Yes (Lining)  
Style 78697 feature code 280 = Yes (Multicolored)  
Style 78697 feature code 460 = (Fill zip)  
Style 78697 feature code 530 = (Lightweight)  
Style 78697 feature code 530 = (Midweight)

\*Style Attribute values – we do not have any specs loaded into the system for style 78697, so you will not find this style on the file.

Companions/comparables – Style 88697 is Companion (type N), 78810 is comparable to (type = R), 78811 is comparable to (type = R), 88697 is comparable to (type = R), NE704W is comparable to (type = R)